




































La Rioja > Álbalos

Congreso

















| 2023 | Comparado con 10 N - 2019 | | | |
|---------------|---------------------------|----------------|-------|-------|
| | Votos | % | Votos | % |
| Participación | 153 | 84,53 + 11,67% | 145 | 72,86 |
| Abstención | 28 | 15,46 -11,67% | 54 | 27,13 |
| Votos válidos | 149 | 97,38 + 0,14% | 141 | 97,24 |
| A candidatura | 147 | 98,65 + 0,78% | 138 | 97,87 |
| En blanco | 2 | 1,34 -0,78% | 3 | 2,12 |
| Votos nulos | 4 | 2,61 -0,14% | 4 | 2,75 |

| 2023 | Comparado con 10 N - 2019 | | | | | |
|---|---------------------------|-------|---------|---|-------|-------|
| Candidaturas | Votos | % | | Candidaturas | Votos | % |
|  PP | 72 | 48,32 | + 13,57 |  PP | 49 | 34,75 |
|  PSOE | 59 | 39,59 | -2,25 |  PSOE | 59 | 41,84 |
|  SUMAR | 8 | 5,36 | | | | |
|  VOX | 6 | 4,02 | -5,19 |  VOX | 13 | 9,21 |
|  PACMA | 2 | 1,34 | + 1,34 |  PACMA | 0 | 0 |
|  FO | 0 | 0 | | | | |
|  3e | 0 | 0 | | | | |
|  PCTE | 0 | 0 | 0 |  PCTE | 0 | 0 |
|  RECORTES CERO | 0 | 0 | | | | |
|  ESCAÑOS EN BLANCO | 0 | 0 | 0 | | 0 | 0 |
|  PUM+J | 0 | 0 | 0 |  EB | | |
| | | | |  PUM+J | 0 | 0 |



















| 2023 | Comparado con 10 N - 2019 | | | | |
|---------------|---------------------------|-------|---------|-------|-------|
| | Votos | % | | Votos | % |
| Participación | 651 | 74,91 | + 0,49% | 611 | 74,42 |
| Abstención | 218 | 25,08 | -0,49% | 210 | 25,57 |
| Votos válidos | 643 | 98,77 | + 1,07% | 597 | 97,70 |
| A candidatura | 641 | 99,68 | -0,15% | 596 | 99,83 |
| En blanco | 2 | 0,31 | + 0,15% | 1 | 0,16 |
| Votos nulos | 8 | 1,22 | -1,07% | 14 | 2,29 |

| 2023 | | | Comparado con 10 N - 2019 | | | |
|---|-------|-------|---------------------------|---|-------|-------|
| Candidaturas | Votos | % | | Candidaturas | Votos | % |
|  PP | 272 | 42,30 | + 6,79 |  PP | 212 | 35,51 |
|  PSOE | 177 | 27,52 | -4,47 |  PSOE | 191 | 31,99 |
|  VOX | 149 | 23,17 | + 2,74 |  VOX | 122 | 20,43 |
|  SUMAR | 36 | 5,59 | | | | |
|  PACMA | 3 | 0,46 | + 0,13 |  PACMA | 2 | 0,33 |
|  FO | 2 | 0,31 | | | | |
|  RECORTES CERO | 1 | 0,15 | | | | |
|  PUM+J | 1 | 0,15 | + 0,15 |  PUM+J | 0 | 0 |
|  3e | 0 | 0 | | | | |
|  PCTE | 0 | 0 | -0,16 |  PCTE | 1 | 0,16 |
|  ESCAÑOS EN BLANCO | 0 | 0 | 0 | | 0 | 0 |
| | | | |  EB | | |


















| 2023 | | | Comparado con 10 N - 2019 | |
|---------------|-------|---------------|---------------------------|-------|
| | Votos | % | Votos | % |
| Participación | 281 | 82,64 + 0,59% | 311 | 82,05 |
| Abstención | 59 | 17,35 -0,59% | 68 | 17,94 |
| Votos válidos | 279 | 99,28 + 0,89% | 306 | 98,39 |
| A candidatura | 276 | 98,92 -0,75% | 305 | 99,67 |
| En blanco | 3 | 1,07 + 0,75% | 1 | 0,32 |
| Votos nulos | 2 | 0,71 -0,89% | 5 | 1,60 |

| 2023 | | | Comparado con 10 N - 2019 | | | |
|---|-------|-------|---------------------------|---|-----|-------|
| Candidaturas | Votos | % | | Votos | % | |
|  PP | 165 | 59,13 | + 6,19 |  PP | 162 | 52,94 |
|  PSOE | 78 | 27,95 | -5,71 |  PSOE | 103 | 33,66 |
|  VOX | 24 | 8,60 | + 1,09 |  VOX | 23 | 7,51 |
|  SUMAR | 8 | 2,86 | | | | |
|  PUM+J | 1 | 0,35 | + 0,03 |  PUM+J | 1 | 0,32 |
|  FO | 0 | 0 | | | | |
|  3e | 0 | 0 | | | | |
|  PCTE | 0 | 0 | 0 |  PCTE | 0 | 0 |
|  RECORTES CERO | 0 | 0 | | | | |
|  PACMA | 0 | 0 | -0,32 |  PACMA | 1 | 0,32 |
|  ESCAÑOS EN BLANCO | 0 | 0 | 0 |  EB | 0 | 0 |



















| 2023 | Comparado con 10 N - 2019 | | | |
|---------------|---------------------------|----------------|-------|--------|
| | Votos | % | Votos | % |
| Participación | 78 | 86,66 + 18,55% | 47 | 68,11 |
| Abstención | 12 | 13,33 -18,55% | 22 | 31,88 |
| Votos válidos | 78 | 100 + 2,13% | 46 | 97,87 |
| A candidatura | 78 | 100 0% | 46 | 100,00 |
| En blanco | 0 | 0 0% | 0 | 0,00 |
| Votos nulos | 0 | 0 -2,12% | 1 | 2,12 |

| 2023 | Comparado con 10 N - 2019 | | | | | |
|---|---------------------------|-------|--------|---|-------|-------|
| Candidaturas | Votos | % | | Candidaturas | Votos | % |
|  PP | 59 | 75,64 | -0,44 |  PP | 35 | 76,08 |
|  VOX | 10 | 12,82 | -2,39 |  VOX | 7 | 15,21 |
|  PSOE | 9 | 11,53 | + 2,84 |  PSOE | 4 | 8,69 |
|  FO | 0 | 0 | | | | |
|  3e | 0 | 0 | | | | |
|  PCTE | 0 | 0 | 0 |  PCTE | 0 | 0 |
|  SUMAR | 0 | 0 | | | | |
|  RECORTES CERO | 0 | 0 | | | | |
|  PACMA | 0 | 0 | 0 |  PACMA | 0 | 0 |
|  ESCAÑOS EN BLANCO | 0 | 0 | 0 |  EB | 0 | 0 |
|  PUM+J | 0 | 0 | 0 |  PUM+J | 0 | 0 |

| 2023 | Comparado con 10 N - 2019 | | | |
|---------------|---------------------------|---------------|-------|-------|
| | Votos | % | Votos | % |
| Participación | 1.744 | 65,58 + 1,59% | 1.589 | 63,99 |
| Abstención | 915 | 34,41 -1,59% | 894 | 36,00 |
| Votos válidos | 1.723 | 98,79 -0,01% | 1.570 | 98,80 |
| A candidatura | 1.703 | 98,83 -0,34% | 1.557 | 99,17 |
| En blanco | 20 | 1,16 + 0,34% | 13 | 0,82 |
| Votos nulos | 21 | 1,20 + 0,01% | 19 | 1,19 |

| 2023 | | | Comparado con 10 N - 2019 | | | |
|---|-------|-------|---------------------------|---|-----|-------|
| Candidaturas | Votos | % | Candidaturas | Votos | % | |
|  PP | 816 | 47,35 | + 8,50 |  PP | 610 | 38,85 |
|  PSOE | 601 | 34,88 | + 2,59 |  PSOE | 507 | 32,29 |
|  VOX | 194 | 11,25 | -0,66 |  VOX | 187 | 11,91 |
|  SUMAR | 74 | 4,29 | | | | |
|  PACMA | 9 | 0,52 | -0,11 |  PACMA | 10 | 0,63 |
| ESCAÑOS | 5 | 0,29 | + 0,10 | | 3 | 0,19 |
|  EN BLANCO | | | |  EB | | |
|  PUM+J | 2 | 0,11 | -0,01 |  PUM+J | 2 | 0,12 |
|  FO | 1 | 0,05 | | | | |
|  3e | 1 | 0,05 | | | | |
|  PCTE | 0 | 0 | -0,12 |  PCTE | 2 | 0,12 |
|  RECORTES CERO | 0 | 0 | | | | |


| 2023 | Comparado con 10 N - 2019 | | | |
|---------------|---------------------------|---------------|-------|-------|
| | Votos | % | Votos | % |
| Participación | 1.494 | 76,69 + 2,61% | 1.358 | 74,08 |
| Abstención | 454 | 23,30 -2,61% | 475 | 25,91 |
| Votos válidos | 1.468 | 98,25 -0,05% | 1.335 | 98,30 |
| A candidatura | 1.458 | 99,31 -0,16% | 1.328 | 99,47 |
| En blanco | 10 | 0,68 + 0,16% | 7 | 0,52 |
| Votos nulos | 26 | 1,74 + 0,05% | 23 | 1,69 |

| 2023 | Comparado con 10 N - 2019 | | | | | |
|---|---------------------------|-------|--------|---|-------|-------|
| Candidaturas | Votos | % | | Candidaturas | Votos | % |
|  PP | 633 | 43,11 | + 6,79 |  PP | 485 | 36,32 |
|  PSOE | 601 | 40,94 | + 4,02 |  PSOE | 493 | 36,92 |
|  VOX | 124 | 8,44 | -1,37 |  VOX | 131 | 9,81 |
|  SUMAR | 89 | 6,06 | | | | |
|  FO | 3 | 0,20 | | | | |
|  PACMA | 3 | 0,20 | -0,62 |  PACMA | 11 | 0,82 |
|  PCTE | 2 | 0,13 | + 0,06 |  PCTE | 1 | 0,07 |
|  PUM+J | 2 | 0,13 | + 0,13 |  PUM+J | 0 | 0 |
|  RECORTES CERO | 1 | 0,06 | | | | |
|  3e | 0 | 0 | | | | |
|  ESCAÑOS EN BLANCO | 0 | 0 | -0,07 |  EB | 1 | 0,07 |

| 2023 | Comparado con 10 N - 2019 | | | | |
|---------------|---------------------------|-------|---------|-------|--------|
| | Votos | % | | Votos | % |
| Participación | 382 | 76,55 | + 1,87% | 360 | 74,68 |
| Abstención | 117 | 23,44 | -1,87% | 122 | 25,31 |
| Votos válidos | 376 | 98,42 | + 1,76% | 348 | 96,66 |
| A candidatura | 372 | 98,93 | -1,07% | 348 | 100,00 |
| En blanco | 4 | 1,06 | + 1,06% | 0 | 0,00 |
| Votos nulos | 6 | 1,57 | -1,76% | 12 | 3,33 |

| 2023 | Comparado con 10 N - 2019 | | | | | |
|---|---------------------------|-------|--------|---|-------|-------|
| Candidaturas | Votos | % | | Candidaturas | Votos | % |
|  PSOE | 172 | 45,74 | + 6,38 |  PSOE | 137 | 39,36 |
|  PP | 112 | 29,78 | + 4,78 |  PP | 87 | 25 |
|  SUMAR | 44 | 11,70 | | | | |
|  VOX | 34 | 9,04 | -1,30 |  VOX | 36 | 10,34 |
|  3e | 4 | 1,06 | | | | |
|  ESCAÑOS EN BLANCO | 4 | 1,06 | + 1,06 |  EB | 0 | 0 |
|  PCTE | 1 | 0,26 | -0,88 |  PCTE | 4 | 1,14 |
|  PUM+J | 1 | 0,26 | -0,02 |  PUM+J | 1 | 0,28 |
|  FO | 0 | 0 | | | | |
|  RECORTES CERO | 0 | 0 | | | | |
|  PACMA | 0 | 0 | -0,86 |  PACMA | 3 | 0,86 |




| 2023 | Comparado con 10 N - 2019 | | | |
|---------------|---------------------------|---------------|-------|-------|
| | Votos | % | Votos | % |
| Participación | 1.358 | 75,99 + 4,06% | 1.310 | 71,93 |
| Abstención | 429 | 24 -4,06% | 511 | 28,06 |
| Votos válidos | 1.336 | 98,37 -0,10% | 1.290 | 98,47 |
| A candidatura | 1.324 | 99,10 + 0,27% | 1.275 | 98,83 |
| En blanco | 12 | 0,89 -0,27% | 15 | 1,16 |
| Votos nulos | 22 | 1,62 + 0,10% | 20 | 1,52 |

| 2023 | Comparado con 10 N - 2019 | | | | | |
|---|---------------------------|-------|---------|---|-------|-------|
| Candidaturas | Votos | % | | Candidaturas | Votos | % |
|  PP | 689 | 51,57 | + 13,82 |  PP | 487 | 37,75 |
|  PSOE | 483 | 36,15 | -1,98 |  PSOE | 492 | 38,13 |
|  VOX | 121 | 9,05 | -2,65 |  VOX | 151 | 11,70 |
|  SUMAR | 21 | 1,57 | | | | |
|  FO | 4 | 0,29 | | | | |
|  ESCAÑOS EN BLANCO | 3 | 0,22 | + 0,07 |  EB | 2 | 0,15 |
|  PACMA | 2 | 0,14 | -0,09 |  PACMA | 3 | 0,23 |
|  3e | 1 | 0,07 | | | | |
|  PCTE | 0 | 0 | -0,07 |  PCTE | 1 | 0,07 |
|  RECORTES CERO | 0 | 0 | | | | |
|  PUM+J | 0 | 0 | -0,15 |  PUM+J | 2 | 0,15 |




| 2023 | Comparado con 10 N - 2019 | | | |
|---------------|---------------------------|---------------|-------|-------|
| | Votos | % | Votos | % |
| Participación | 302 | 79,05 + 7,48% | 282 | 71,57 |
| Abstención | 80 | 20,94 -7,48% | 112 | 28,42 |
| Votos válidos | 298 | 98,67 + 0,09% | 278 | 98,58 |
| A candidatura | 294 | 98,65 -0,99% | 277 | 99,64 |
| En blanco | 4 | 1,34 + 0,99% | 1 | 0,35 |
| Votos nulos | 4 | 1,32 -0,09% | 4 | 1,41 |

| 2023 | | | Comparado con 10 N - 2019 | | | |
|--|-------|-------|---------------------------|---|-----|-------|
| Candidaturas | Votos | % | Candidaturas | Votos | % | |
|  PP | 137 | 45,97 | + 2,09 |  PP | 122 | 43,88 |
|  PSOE | 108 | 36,24 | + 5,31 |  PSOE | 86 | 30,93 |
|  VOX | 25 | 8,38 | + 1,19 |  VOX | 20 | 7,19 |
|  SUMAR | 21 | 7,04 | | | | |
|  FO | 1 | 0,33 | | | | |
|  RECORTES CERO | 1 | 0,33 | | | | |
|  ESCAÑOS EN BLANCO | 1 | 0,33 | + 0,33 |  EB | 0 | 0 |
|  3e | 0 | 0 | | | | |
|  PCTE | 0 | 0 | -0,35 |  PCTE | 1 | 0,35 |
|  PACMA | 0 | 0 | -0,71 |  PACMA | 2 | 0,71 |
|  PUM+J | 0 | 0 | 0 |  PUM+J | 0 | 0 |


| 2023 | Comparado con 10 N - 2019 | | | |
|---------------|---------------------------|---------------|-------|-------|
| | Votos | % | Votos | % |
| Participación | 68 | 80 + 2,36% | 66 | 77,64 |
| Abstención | 17 | 20 -2,35% | 19 | 22,35 |
| Votos válidos | 66 | 97,05 + 1,60% | 63 | 95,45 |
| A candidatura | 66 | 100 + 1,59% | 62 | 98,41 |
| En blanco | 0 | 0 -1,58% | 1 | 1,58 |
| Votos nulos | 2 | 2,94 -1,60% | 3 | 4,54 |

| 2023 | | | Comparado con 10 N - 2019 | | | |
|---|-------|-------|---------------------------|---|----|-------|
| Candidaturas | Votos | % | Candidaturas | Votos | % | |
|  PP | 32 | 48,48 | + 4,04 |  PP | 28 | 44,44 |
|  PSOE | 20 | 30,30 | -4,62 |  PSOE | 22 | 34,92 |
|  VOX | 11 | 16,66 | + 3,97 |  VOX | 8 | 12,69 |
|  SUMAR | 2 | 3,03 | | | | |
|  3e | 1 | 1,51 | | | | |
|  FO | 0 | 0 | | | | |
|  PCTE | 0 | 0 | 0 |  PCTE | 0 | 0 |
|  RECORTES CERO | 0 | 0 | | | | |
|  PACMA | 0 | 0 | 0 |  PACMA | 0 | 0 |
|  ESCAÑOS EN BLANCO | 0 | 0 | 0 |  EB | 0 | 0 |
|  PUM+J | 0 | 0 | 0 |  PUM+J | 0 | 0 |

| 2023 | Comparado con 10 N - 2019 | | | |
|---------------|---------------------------|---------------|-------|-------|
| | Votos | % | Votos | % |
| Participación | 5.062 | 70,68 + 4,39% | 4.807 | 66,29 |
| Abstención | 2.099 | 29,31 -4,39% | 2.444 | 33,70 |
| Votos válidos | 4.998 | 98,73 + 0,73% | 4.711 | 98,00 |
| A candidatura | 4.962 | 99,27 + 0,27% | 4.664 | 99,00 |
| En blanco | 36 | 0,72 -0,27% | 47 | 0,99 |
| Votos nulos | 64 | 1,26 -0,73% | 96 | 1,99 |

| 2023 | Comparado con 10 N - 2019 | | | | | |
|---|---------------------------|-------|---------|---|-------|-------|
| Candidaturas | Votos | % | | Candidaturas | Votos | % |
|  PP | 2.339 | 46,79 | + 14,02 |  PP | 1.544 | 32,77 |
|  PSOE | 1.813 | 36,27 | -1,59 |  PSOE | 1.784 | 37,86 |
|  VOX | 445 | 8,90 | -3,30 |  VOX | 575 | 12,20 |
|  SUMAR | 313 | 6,26 | | | | |
| ESCAÑOS  EN BLANCO | 14 | 0,28 | + 0,12 |  EB | 8 | 0,16 |
|  PCTE | 12 | 0,24 | + 0,12 |  PCTE | 6 | 0,12 |
|  PACMA | 10 | 0,20 | -0,50 |  PACMA | 33 | 0,70 |
|  FO | 9 | 0,18 | | | | |
|  PUM+J | 3 | 0,06 | -0,17 |  PUM+J | 11 | 0,23 |
|  3e | 2 | 0,04 | | | | |
|  RECORTES CERO | 2 | 0,04 | | | | |







| 2023 | Comparado con 10 N - 2019 | | | |
|---------------|---------------------------|----------------|-------|--------|
| | Votos | % | Votos | % |
| Participación | 29 | 87,87 + 12,20% | 28 | 75,67 |
| Abstención | 4 | 12,12 -12,20% | 9 | 24,32 |
| Votos válidos | 29 | 100 0% | 28 | 100,00 |
| A candidatura | 29 | 100 + 3,58% | 27 | 96,42 |
| En blanco | 0 | 0 -3,57% | 1 | 3,57 |
| Votos nulos | 0 | 0 0% | 0 | 0,00 |

| 2023 | Comparado con 10 N - 2019 | | | | | |
|---|---------------------------|-------|--------|---|-------|-------|
| Candidaturas | Votos | % | | Candidaturas | Votos | % |
|  PP | 17 | 58,62 | + 5,05 |  PP | 15 | 53,57 |
|  PSOE | 9 | 31,03 | + 9,61 |  PSOE | 6 | 21,42 |
|  SUMAR | 2 | 6,89 | | | | |
|  3e | 1 | 3,44 | | | | |
|  FO | 0 | 0 | | | | |
|  PCTE | 0 | 0 | 0 |  PCTE | 0 | 0 |
|  RECORTES CERO | 0 | 0 | | | | |
|  PACMA | 0 | 0 | 0 |  PACMA | 0 | 0 |
|  ESCAÑOS EN BLANCO | 0 | 0 | 0 |  EB | 0 | 0 |
|  VOX | 0 | 0 | -7,14 |  VOX | 2 | 7,14 |
|  PUM+J | 0 | 0 | 0 |  PUM+J | 0 | 0 |

| 2023 | Comparado con 10 N - 2019 | | | |
|---------------|---------------------------|---------------|-------|-------|
| | Votos | % | Votos | % |
| Participación | 261 | 75,43 + 1,80% | 243 | 73,63 |
| Abstención | 85 | 24,56 -1,80% | 87 | 26,36 |
| Votos válidos | 257 | 98,46 -1,12% | 242 | 99,58 |
| A candidatura | 253 | 98,44 -0,73% | 240 | 99,17 |
| En blanco | 4 | 1,55 + 0,73% | 2 | 0,82 |
| Votos nulos | 4 | 1,53 + 1,12% | 1 | 0,41 |

| 2023 | | | Comparado con 10 N - 2019 | | | |
|---|-------|-------|---------------------------|---|----|-------|
| Candidaturas | Votos | % | Candidaturas | Votos | % | |
|  PP | 90 | 35,01 | + 3,20 |  PP | 77 | 31,81 |
|  PSOE | 89 | 34,63 | -1,73 |  PSOE | 88 | 36,36 |
|  VOX | 38 | 14,78 | + 5,69 |  VOX | 22 | 9,09 |
|  SUMAR | 22 | 8,56 | | | | |
|  PACMA | 5 | 1,94 | -0,12 |  PACMA | 5 | 2,06 |
|  FO | 4 | 1,55 | | | | |
|  PUM+J | 2 | 0,77 | + 0,36 |  PUM+J | 1 | 0,41 |
|  3e | 1 | 0,38 | | | | |
|  RECORTES CERO | 1 | 0,38 | | | | |
|  ESCAÑOS EN BLANCO | 1 | 0,38 | -0,44 |  EB | 2 | 0,82 |
|  PCTE | 0 | 0 | -0,82 |  PCTE | 2 | 0,82 |

| 2023 | Comparado con 10 N - 2019 | | | |
|---------------|---------------------------|---------------|-------|-------|
| | Votos | % | Votos | % |
| Participación | 309 | 72,19 + 9,44% | 278 | 62,75 |
| Abstención | 119 | 27,80 -9,44% | 165 | 37,24 |
| Votos válidos | 299 | 96,76 -1,44% | 273 | 98,20 |
| A candidatura | 296 | 98,99 + 0,09% | 270 | 98,90 |
| En blanco | 3 | 1 -0,09% | 3 | 1,09 |
| Votos nulos | 10 | 3,23 + 1,44% | 5 | 1,79 |

| 2023 | | | Comparado con 10 N - 2019 | | | |
|---|-------|-------|---------------------------|---|-----|-------|
| Candidaturas | Votos | % | Candidaturas | Votos | % | |
|  PSOE | 141 | 47,15 | -0,10 |  PSOE | 129 | 47,25 |
|  PP | 125 | 41,80 | + 9,57 |  PP | 88 | 32,23 |
|  SUMAR | 14 | 4,68 | | | | |
|  VOX | 11 | 3,67 | -1,45 |  VOX | 14 | 5,12 |
| ESCAÑOS  EN BLANCO | 4 | 1,33 | + 1,33 |  EB | 0 | 0 |
|  PCTE | 1 | 0,33 | + 0,33 |  PCTE | 0 | 0 |
|  FO | 0 | 0 | | | | |
|  3e | 0 | 0 | | | | |
|  RECORTES CERO | 0 | 0 | | | | |
|  PACMA | 0 | 0 | 0 |  PACMA | 0 | 0 |
|  PUM+J | 0 | 0 | 0 |  PUM+J | 0 | 0 |


| 2023 | Comparado con 10 N - 2019 | | | |
|---------------|---------------------------|---------------|-------|-------|
| | Votos | % | Votos | % |
| Participación | 157 | 80,51 + 4,84% | 140 | 75,67 |
| Abstención | 38 | 19,48 - 4,84% | 45 | 24,32 |
| Votos válidos | 155 | 98,72 + 0,15% | 138 | 98,57 |
| A candidatura | 153 | 98,70 + 0,15% | 136 | 98,55 |
| En blanco | 2 | 1,29 - 0,15% | 2 | 1,44 |
| Votos nulos | 2 | 1,27 - 0,15% | 2 | 1,42 |

| 2023 | | | Comparado con 10 N - 2019 | | |
|---|-------|--------------|---|-------|-------|
| Candidaturas | Votos | % | Candidaturas | Votos | % |
|  PP | 93 | 60 + 13,63 |  PP | 64 | 46,37 |
|  PSOE | 40 | 25,80 + 1,17 |  PSOE | 34 | 24,63 |
|  VOX | 15 | 9,67 - 9,89 |  VOX | 27 | 19,56 |
|  SUMAR | 4 | 2,58 | | | |
| ESCAÑOS  EN BLANCO | 1 | 0,64 + 0,64 |  EB | 0 | 0 |
|  FO | 0 | 0 | | | |
|  3e | 0 | 0 | | | |
|  PCTE | 0 | 0 0 |  PCTE | 0 | 0 |
|  RECORTES CERO | 0 | 0 | | | |
|  PACMA | 0 | 0 0 |  PACMA | 0 | 0 |
|  PUM+J | 0 | 0 - 0,72 |  PUM+J | 1 | 0,72 |












| 2023 | Comparado con 10 N - 2019 | | | |
|---------------|---------------------------|-------------|-------|--------|
| | Votos | % | Votos | % |
| Participación | 27 | 90 + 18,58% | 20 | 71,42 |
| Abstención | 3 | 10 -18,57% | 8 | 28,57 |
| Votos válidos | 27 | 100 + 10% | 18 | 90,00 |
| A candidatura | 27 | 100 0% | 18 | 100,00 |
| En blanco | 0 | 0 0% | 0 | 0,00 |
| Votos nulos | 0 | 0 -10% | 2 | 10,00 |

| 2023 | Comparado con 10 N - 2019 | | | | | |
|---|---------------------------|-------|---------|---|-------|-------|
| Candidaturas | Votos | % | | Candidaturas | Votos | % |
|  PSOE | 13 | 48,14 | + 9,26 |  PSOE | 7 | 38,88 |
|  PP | 9 | 33,33 | -5,55 |  PP | 7 | 38,88 |
|  VOX | 4 | 14,81 | + 14,81 |  VOX | 0 | 0 |
|  SUMAR | 1 | 3,70 | | | | |
|  FO | 0 | 0 | | | | |
|  3e | 0 | 0 | | | | |
|  PCTE | 0 | 0 | 0 |  PCTE | 0 | 0 |
|  RECORTES CERO | 0 | 0 | | | | |
|  PACMA | 0 | 0 | 0 |  PACMA | 0 | 0 |
|  ESCAÑOS EN BLANCO | 0 | 0 | 0 |  EB | 0 | 0 |
|  PUM+J | 0 | 0 | 0 |  PUM+J | 0 | 0 |










| 2023 | Comparado con 10 N - 2019 | | | |
|---------------|---------------------------|---------------|-------|-------|
| | Votos | % | Votos | % |
| Participación | 287 | 79,28 + 4,01% | 274 | 75,27 |
| Abstención | 75 | 20,71 -4,01% | 90 | 24,72 |
| Votos válidos | 284 | 98,95 + 0,78% | 269 | 98,17 |
| A candidatura | 283 | 99,64 + 0,39% | 267 | 99,25 |
| En blanco | 1 | 0,35 -0,39% | 2 | 0,74 |
| Votos nulos | 3 | 1,04 -0,78% | 5 | 1,82 |

| 2023 | | | Comparado con 10 N - 2019 | | | |
|--|-------|-------|---------------------------|---|-----|-------|
| Candidaturas | Votos | % | Candidaturas | Votos | % | |
|  PSOE | 143 | 50,35 | -0,57 |  PSOE | 137 | 50,92 |
|  PP | 86 | 30,28 | + 10,21 |  PP | 54 | 20,07 |
|  SUMAR | 42 | 14,78 | | | | |
|  VOX | 9 | 3,16 | -2,78 |  VOX | 16 | 5,94 |
|  FO | 1 | 0,35 | | | | |
|  3e | 1 | 0,35 | | | | |
|  ESCAÑOS EN BLANCO | 1 | 0,35 | + 0,35 |  EB | 0 | 0 |
|  PCTE | 0 | 0 | 0 |  PCTE | 0 | 0 |
|  RECORTES CERO | 0 | 0 | | | | |
|  PACMA | 0 | 0 | -0,74 |  PACMA | 2 | 0,74 |
|  PUM+J | 0 | 0 | 0 |  PUM+J | 0 | 0 |












| 2023 | Comparado con 10 N - 2019 | | | |
|---------------|---------------------------|---------------|-------|-------|
| | Votos | % | Votos | % |
| Participación | 8.122 | 78,86 + 5,48% | 7.664 | 73,38 |
| Abstención | 2.177 | 21,13 -5,48% | 2.779 | 26,61 |
| Votos válidos | 7.990 | 98,37 + 0,02% | 7.538 | 98,35 |
| A candidatura | 7.910 | 98,99 + 0,06% | 7.458 | 98,93 |
| En blanco | 80 | 1 -0,06% | 80 | 1,06 |
| Votos nulos | 132 | 1,62 -0,02% | 126 | 1,64 |

| 2023 | | | Comparado con 10 N - 2019 | | | |
|---|-------|-------|---------------------------|---|-------|-------|
| Candidaturas | Votos | % | Candidaturas | Votos | % | |
|  PP | 3.476 | 43,50 | + 13,17 |  PP | 2.287 | 30,33 |
|  PSOE | 3.178 | 39,77 | -1,52 |  PSOE | 3.113 | 41,29 |
|  VOX | 592 | 7,40 | -1,60 |  VOX | 679 | 9 |
|  SUMAR | 571 | 7,14 | | | | |
| ESCAÑOS  EN BLANCO | 29 | 0,36 | + 0,22 |  EB | 11 | 0,14 |
|  PACMA | 24 | 0,30 | -0,21 |  PACMA | 39 | 0,51 |
|  PUM+J | 14 | 0,17 | + 0,10 |  PUM+J | 6 | 0,07 |
|  3e | 8 | 0,10 | | | | |
|  PCTE | 8 | 0,10 | -0,05 |  PCTE | 12 | 0,15 |
|  RECORTES CERO | 6 | 0,07 | | | | |
|  FO | 4 | 0,05 | | | | |

| 2023 | Comparado con 10 N - 2019 | | | |
|---------------|---------------------------|---------------|-------|-------|
| | Votos | % | Votos | % |
| Participación | 288 | 77 + 1,86% | 260 | 75,14 |
| Abstención | 86 | 22,99 -1,86% | 86 | 24,85 |
| Votos válidos | 284 | 98,61 + 2,08% | 251 | 96,53 |
| A candidatura | 283 | 99,64 + 0,44% | 249 | 99,20 |
| En blanco | 1 | 0,35 -0,44% | 2 | 0,79 |
| Votos nulos | 4 | 1,38 -2,08% | 9 | 3,46 |

| 2023 | Comparado con 10 N - 2019 | | | | | |
|---|---------------------------|-------|--------|---|-------|-------|
| | Candidaturas | Votos | % | Candidaturas | Votos | % |
|  PP | 124 | 43,66 | + 11 |  PP | 82 | 32,66 |
|  PSOE | 94 | 33,09 | + 0,82 |  PSOE | 81 | 32,27 |
|  VOX | 40 | 14,08 | -1,45 |  VOX | 39 | 15,53 |
|  SUMAR | 20 | 7,04 | | | | |
|  PACMA | 2 | 0,70 | + 0,70 |  PACMA | 0 | 0 |
|  FO | 1 | 0,35 | | | | |
|  3e | 1 | 0,35 | | | | |
|  PUM+J | 1 | 0,35 | + 0,35 |  PUM+J | 0 | 0 |
|  PCTE | 0 | 0 | -0,39 |  PCTE | 1 | 0,39 |
|  RECORTES CERO | 0 | 0 | | | | |
|  ESCAÑOS EN BLANCO | 0 | 0 | -0,39 |  EB | 1 | 0,39 |

| 2023 | Comparado con 10 N - 2019 | | | |
|---------------|---------------------------|---------------|-------|-------|
| | Votos | % | Votos | % |
| Participación | 331 | 76,09 + 5,05% | 319 | 71,04 |
| Abstención | 104 | 23,90 -5,05% | 130 | 28,95 |
| Votos válidos | 322 | 97,28 -0,83% | 313 | 98,11 |
| A candidatura | 321 | 99,68 0% | 312 | 99,68 |
| En blanco | 1 | 0,31 0% | 1 | 0,31 |
| Votos nulos | 9 | 2,71 + 0,83% | 6 | 1,88 |

| 2023 | | | Comparado con 10 N - 2019 | | | |
|---|-------|-------|---------------------------|---|-----|-------|
| Candidaturas | Votos | % | Candidaturas | Votos | % | |
|  PP | 188 | 58,38 | + 14,93 |  PP | 136 | 43,45 |
|  PSOE | 88 | 27,32 | -2,39 |  PSOE | 93 | 29,71 |
|  VOX | 29 | 9 | -0,26 |  VOX | 29 | 9,26 |
|  SUMAR | 10 | 3,10 | | | | |
|  PACMA | 4 | 1,24 | + 0,61 |  PACMA | 2 | 0,63 |
|  ESCAÑOS | 1 | 0,31 | + 0,31 | | 0 | 0 |
|  EN BLANCO | | | |  EB | | |
|  PUM+J | 1 | 0,31 | + 0,31 |  PUM+J | 0 | 0 |
|  FO | 0 | 0 | | | | |
|  3e | 0 | 0 | | | | |
|  PCTE | 0 | 0 | 0 |  PCTE | 0 | 0 |
|  RECORTES CERO | 0 | 0 | | | | |







| 2023 | Comparado con 10 N - 2019 | | | |
|---------------|---------------------------|---------------|-------|-------|
| | Votos | % | Votos | % |
| Participación | 2.054 | 75,65 + 3,92% | 1.967 | 71,73 |
| Abstención | 661 | 24,34 -3,92% | 775 | 28,26 |
| Votos válidos | 2.027 | 98,68 + 0,46% | 1.932 | 98,22 |
| A candidatura | 2.020 | 99,65 + 0,38% | 1.918 | 99,27 |
| En blanco | 7 | 0,34 -0,38% | 14 | 0,72 |
| Votos nulos | 27 | 1,31 -0,46% | 35 | 1,77 |

| 2023 | Comparado con 10 N - 2019 | | | | | |
|--|---------------------------|-------|--------|---|-------|-------|
| Candidaturas | Votos | % | | Candidaturas | Votos | % |
|  PP | 948 | 46,76 | + 8,57 |  PP | 738 | 38,19 |
|  PSOE | 641 | 31,62 | + 0,93 |  PSOE | 593 | 30,69 |
|  VOX | 353 | 17,41 | -1,63 |  VOX | 368 | 19,04 |
|  SUMAR | 67 | 3,30 | | | | |
|  3e | 3 | 0,14 | | | | |
| ESCAÑOS  EN BLANCO | 3 | 0,14 | -0,11 |  EB | 5 | 0,25 |
|  FO | 2 | 0,09 | | | | |
|  PACMA | 2 | 0,09 | -0,27 |  PACMA | 7 | 0,36 |
|  RECORTES CERO | 1 | 0,04 | | | | |
|  PCTE | 0 | 0 | -0,10 |  PCTE | 2 | 0,10 |
|  PUM+J | 0 | 0 | -0,25 |  PUM+J | 5 | 0,25 |

| 2023 | Comparado con 10 N - 2019 | | | |
|---------------|---------------------------|-------------|-------|--------|
| | Votos | % | Votos | % |
| Participación | 135 | 85,44 + 12% | 130 | 73,44 |
| Abstención | 23 | 14,55 -12% | 47 | 26,55 |
| Votos válidos | 135 | 100 + 1,54% | 128 | 98,46 |
| A candidatura | 135 | 100 0% | 128 | 100,00 |
| En blanco | 0 | 0 0% | 0 | 0,00 |
| Votos nulos | 0 | 0 -1,53% | 2 | 1,53 |

| 2023 | | | Comparado con 10 N - 2019 | | |
|---|-------|---------------|---|-------|-------|
| Candidaturas | Votos | % | Candidaturas | Votos | % |
|  PP | 86 | 63,70 + 11,36 |  PP | 67 | 52,34 |
|  PSOE | 29 | 21,48 + 2,73 |  PSOE | 24 | 18,75 |
|  VOX | 16 | 11,85 -0,65 |  VOX | 16 | 12,50 |
|  SUMAR | 3 | 2,22 | | | |
|  PACMA | 1 | 0,74 -0,04 |  PACMA | 1 | 0,78 |
|  FO | 0 | 0 | | | |
|  3e | 0 | 0 | | | |
|  PCTE | 0 | 0 |  PCTE | 0 | 0 |
|  RECORTES CERO | 0 | 0 | | | |
|  ESCAÑOS EN BLANCO | 0 | 0 |  EB | 0 | 0 |
|  PUM+J | 0 | 0 |  PUM+J | 1 | 0,78 |



















| 2023 | Comparado con 10 N - 2019 | | | | |
|---------------|---------------------------|-------|---------|-------|-------|
| | Votos | % | | Votos | % |
| Participación | 328 | 79,41 | + 6,44% | 316 | 72,97 |
| Abstención | 85 | 20,58 | -6,44% | 117 | 27,02 |
| Votos válidos | 323 | 98,47 | -0,89% | 314 | 99,36 |
| A candidatura | 320 | 99,07 | + 0,03% | 311 | 99,04 |
| En blanco | 3 | 0,92 | -0,03% | 3 | 0,95 |
| Votos nulos | 5 | 1,52 | + 0,89% | 2 | 0,63 |

| 2023 | | | Comparado con 10 N - 2019 | | | |
|---|-------|-------|---------------------------|---|-------|-------|
| Candidaturas | Votos | % | | Candidaturas | Votos | % |
|  PP | 155 | 47,98 | + 6,58 |  PP | 130 | 41,40 |
|  PSOE | 113 | 34,98 | -0,37 |  PSOE | 111 | 35,35 |
|  VOX | 34 | 10,52 | + 0,02 |  VOX | 33 | 10,50 |
|  SUMAR | 14 | 4,33 | | | | |
| ESCAÑOS  EN BLANCO | 3 | 0,92 | + 0,92 |  EB | 0 | 0 |
|  PACMA | 1 | 0,30 | -0,33 |  PACMA | 2 | 0,63 |
|  FO | 0 | 0 | | | | |
|  3e | 0 | 0 | | | | |
|  PCTE | 0 | 0 | 0 |  PCTE | 0 | 0 |
|  RECORTES CERO | 0 | 0 | | | | |
|  PUM+J | 0 | 0 | 0 |  PUM+J | 0 | 0 |

| 2023 | Comparado con 10 N - 2019 | | | |
|---------------|---------------------------|---------------|-------|-------|
| | Votos | % | Votos | % |
| Participación | 147 | 82,58 + 5,62% | 157 | 76,96 |
| Abstención | 31 | 17,41 -5,62% | 47 | 23,03 |
| Votos válidos | 147 | 100 + 0,64% | 156 | 99,36 |
| A candidatura | 147 | 100 + 0,65% | 155 | 99,35 |
| En blanco | 0 | 0 -0,64% | 1 | 0,64 |
| Votos nulos | 0 | 0 -0,63% | 1 | 0,63 |

| 2023 | | | Comparado con 10 N - 2019 | | | |
|--|-------|-------|---------------------------|---|----|-------|
| Candidaturas | Votos | % | Candidaturas | Votos | % | |
|  PP | 67 | 45,57 | + 1,99 |  PP | 68 | 43,58 |
|  PSOE | 54 | 36,73 | + 2,76 |  PSOE | 53 | 33,97 |
|  VOX | 20 | 13,60 | + 0,78 |  VOX | 20 | 12,82 |
|  SUMAR | 4 | 2,72 | | | | |
|  3e | 1 | 0,68 | | | | |
|  ESCAÑOS EN BLANCO | 1 | 0,68 | + 0,04 |  EB | 1 | 0,64 |
|  FO | 0 | 0 | | | | |
|  PCTE | 0 | 0 | -0,64 |  PCTE | 1 | 0,64 |
|  RECORTES CERO | 0 | 0 | | | | |
|  PACMA | 0 | 0 | 0 |  PACMA | 0 | 0 |
|  PUM+J | 0 | 0 | 0 |  PUM+J | 0 | 0 |














| 2023 | Comparado con 10 N - 2019 | | | | |
|---------------|---------------------------|-------|---------|-------|-------|
| | Votos | % | | Votos | % |
| Participación | 1.032 | 81,83 | + 4,07% | 986 | 77,76 |
| Abstención | 229 | 18,16 | -4,07% | 282 | 22,23 |
| Votos válidos | 1.021 | 98,93 | + 0,56% | 970 | 98,37 |
| A candidatura | 1.015 | 99,41 | -0,17% | 966 | 99,58 |
| En blanco | 6 | 0,58 | + 0,17% | 4 | 0,41 |
| Votos nulos | 11 | 1,06 | -0,56% | 16 | 1,62 |

| 2023 | | | Comparado con 10 N - 2019 | | | |
|---|-------|-------|---------------------------|---|-------|-------|
| Candidaturas | Votos | % | | Candidaturas | Votos | % |
|  PP | 549 | 53,77 | + 12,33 |  PP | 402 | 41,44 |
|  PSOE | 355 | 34,76 | -2,97 |  PSOE | 366 | 37,73 |
|  VOX | 83 | 8,12 | -2,49 |  VOX | 103 | 10,61 |
|  SUMAR | 26 | 2,54 | | | | |
|  PACMA | 1 | 0,09 | -0,52 |  PACMA | 6 | 0,61 |
| ESCAÑOS | 1 | 0,09 | + 0,09 | | 0 | 0 |
|  EN BLANCO | | | |  EB | | |
|  FO | 0 | 0 | | | | |
|  3e | 0 | 0 | | | | |
|  PCTE | 0 | 0 | -0,10 |  PCTE | 1 | 0,10 |
|  RECORTES CERO | 0 | 0 | | | | |
|  PUM+J | 0 | 0 | -0,10 |  PUM+J | 1 | 0,10 |



















| 2023 | Comparado con 10 N - 2019 | | | | |
|---------------|---------------------------|-------|--------|-------|-------|
| | Votos | % | | Votos | % |
| Participación | 64 | 77,10 | -5,04% | 69 | 82,14 |
| Abstención | 19 | 22,89 | +5,04% | 15 | 17,85 |
| Votos válidos | 63 | 98,43 | +4,23% | 65 | 94,20 |
| A candidatura | 63 | 100 | +3,08% | 63 | 96,92 |
| En blanco | 0 | 0 | -3,07% | 2 | 3,07 |
| Votos nulos | 1 | 1,56 | -4,23% | 4 | 5,79 |

| 2023 | Comparado con 10 N - 2019 | | | | | |
|---|---------------------------|-------|--------|--|-------|-------|
| Candidaturas | Votos | % | | Candidaturas | Votos | % |
|  PP | 24 | 38,09 | +7,33 |  PP | 20 | 30,76 |
|  PSOE | 24 | 38,09 | -11,14 |  PSOE | 32 | 49,23 |
|  VOX | 10 | 15,87 | +11,26 |  VOX | 3 | 4,61 |
|  SUMAR | 4 | 6,34 | | | | |
|  PACMA | 1 | 1,58 | +0,05 |  PACMA | 1 | 1,53 |
|  FO | 0 | 0 | | | | |
|  3e | 0 | 0 | | | | |
|  PCTE | 0 | 0 | 0 |  PCTE | 0 | 0 |
|  RECORTES CERO | 0 | 0 | | | | |
|  ESCAÑOS EN BLANCO | 0 | 0 | 0 |  EB | 0 | 0 |
|  PUM+J | 0 | 0 | 0 |  PUM+J | 0 | 0 |











| 2023 | Comparado con 10 N - 2019 | | | |
|---------------|---------------------------|--------------|-------|--------|
| | Votos | % | Votos | % |
| Participación | 93 | 75 + 3,78% | 99 | 71,22 |
| Abstención | 31 | 25 -3,77% | 40 | 28,77 |
| Votos válidos | 91 | 97,84 -0,13% | 97 | 97,97 |
| A candidatura | 90 | 98,90 -1,10% | 97 | 100,00 |
| En blanco | 1 | 1,09 + 1,09% | 0 | 0,00 |
| Votos nulos | 2 | 2,15 + 0,13% | 2 | 2,02 |

| 2023 | Comparado con 10 N - 2019 | | | | | |
|---|---------------------------|-------|--------|---|-------|-------|
| Candidaturas | Votos | % | | Candidaturas | Votos | % |
|  PP | 42 | 46,15 | + 1,83 |  PP | 43 | 44,32 |
|  PSOE | 41 | 45,05 | + 1,76 |  PSOE | 42 | 43,29 |
|  SUMAR | 5 | 5,49 | | | | |
|  VOX | 2 | 2,19 | + 0,13 |  VOX | 2 | 2,06 |
|  FO | 0 | 0 | | | | |
|  3e | 0 | 0 | | | | |
|  PCTE | 0 | 0 | -1,03 |  PCTE | 1 | 1,03 |
|  RECORTES CERO | 0 | 0 | | | | |
|  PACMA | 0 | 0 | 0 |  PACMA | 0 | 0 |
|  ESCAÑOS EN BLANCO | 0 | 0 | 0 |  EB | 0 | 0 |
|  PUM+J | 0 | 0 | 0 |  PUM+J | 0 | 0 |



















| 2023 | Comparado con 10 N - 2019 | | | |
|---------------|---------------------------|---------------|-------|-------|
| | Votos | % | Votos | % |
| Participación | 111 | 84,73 + 2,51% | 111 | 82,22 |
| Abstención | 20 | 15,26 -2,51% | 24 | 17,77 |
| Votos válidos | 111 | 100 + 0,91% | 110 | 99,09 |
| A candidatura | 111 | 100 + 2,73% | 107 | 97,27 |
| En blanco | 0 | 0 -2,72% | 3 | 2,72 |
| Votos nulos | 0 | 0 -0,90% | 1 | 0,90 |

| 2023 | Comparado con 10 N - 2019 | | | | | |
|---|---------------------------|-------|---------|---|-------|-------|
| Candidaturas | Votos | % | | Candidaturas | Votos | % |
|  PP | 66 | 59,45 | + 15,82 |  PP | 48 | 43,63 |
|  PSOE | 30 | 27,02 | + 2,48 |  PSOE | 27 | 24,54 |
|  SUMAR | 8 | 7,20 | | | | |
|  VOX | 6 | 5,40 | -10,05 |  VOX | 17 | 15,45 |
|  PACMA | 1 | 0,90 | + 0,90 |  PACMA | 0 | 0 |
|  FO | 0 | 0 | | | | |
|  3e | 0 | 0 | | | | |
|  PCTE | 0 | 0 | 0 |  PCTE | 0 | 0 |
|  RECORTES CERO | 0 | 0 | | | | |
|  ESCAÑOS EN BLANCO | 0 | 0 | 0 |  EB | 0 | 0 |
|  PUM+J | 0 | 0 | 0 |  PUM+J | 0 | 0 |






| 2023 | Comparado con 10 N - 2019 | | | |
|---------------|---------------------------|---------------|-------|--------|
| | Votos | % | Votos | % |
| Participación | 31 | 77,50 + 1,03% | 26 | 76,47 |
| Abstención | 9 | 22,50 -1,02% | 8 | 23,52 |
| Votos válidos | 31 | 100 0% | 26 | 100,00 |
| A candidatura | 30 | 96,77 + 0,62% | 25 | 96,15 |
| En blanco | 1 | 3,22 -0,62% | 1 | 3,84 |
| Votos nulos | 0 | 0 0% | 0 | 0,00 |

| 2023 | Comparado con 10 N - 2019 | | | | | |
|---|---------------------------|-------|---------|---|-------|-------|
| Candidaturas | Votos | % | | Candidaturas | Votos | % |
|  PP | 22 | 70,96 | + 17,12 |  PP | 14 | 53,84 |
|  PSOE | 8 | 25,80 | -1,12 |  PSOE | 7 | 26,92 |
|  FO | 0 | 0 | | | | |
|  3e | 0 | 0 | | | | |
|  PCTE | 0 | 0 | 0 |  PCTE | 0 | 0 |
|  SUMAR | 0 | 0 | | | | |
|  RECORTES CERO | 0 | 0 | | | | |
|  PACMA | 0 | 0 | 0 |  PACMA | 0 | 0 |
|  ESCAÑOS EN BLANCO | 0 | 0 | -3,84 |  EB | 1 | 3,84 |
|  VOX | 0 | 0 | -3,84 |  VOX | 1 | 3,84 |
|  PUM+J | 0 | 0 | 0 |  PUM+J | 0 | 0 |

| 2023 | Comparado con 10 N - 2019 | | | | |
|---------------|---------------------------|-------|---------|-------|--------|
| | Votos | % | | Votos | % |
| Participación | 22 | 95,65 | -4,35% | 18 | 100,00 |
| Abstención | 1 | 4,34 | + 4,34% | 0 | 0,00 |
| Votos válidos | 22 | 100 | + 5,56% | 17 | 94,44 |
| A candidatura | 22 | 100 | + 5,89% | 16 | 94,11 |
| En blanco | 0 | 0 | -5,88% | 1 | 5,88 |
| Votos nulos | 0 | 0 | -5,55% | 1 | 5,55 |

| 2023 | Comparado con 10 N - 2019 | | | | | |
|---|---------------------------|-------|---------|---|-------|-------|
| Candidaturas | Votos | % | | Candidaturas | Votos | % |
|  PP | 20 | 90,90 | + 32,08 |  PP | 10 | 58,82 |
|  PSOE | 2 | 9,09 | + 3,21 |  PSOE | 1 | 5,88 |
|  FO | 0 | 0 | | | | |
|  3e | 0 | 0 | | | | |
|  PCTE | 0 | 0 | 0 |  PCTE | 0 | 0 |
|  SUMAR | 0 | 0 | | | | |
|  RECORTES CERO | 0 | 0 | | | | |
|  PACMA | 0 | 0 | 0 |  PACMA | 0 | 0 |
|  ESCAÑOS EN BLANCO | 0 | 0 | 0 |  EB | 0 | 0 |
|  VOX | 0 | 0 | -11,76 |  VOX | 2 | 11,76 |
|  PUM+J | 0 | 0 | 0 |  PUM+J | 0 | 0 |


| 2023 | Comparado con 10 N - 2019 | | | |
|---------------|---------------------------|---------------|-------|--------|
| | Votos | % | Votos | % |
| Participación | 76 | 90,47 + 3,11% | 83 | 87,36 |
| Abstención | 8 | 9,52 -3,11% | 12 | 12,63 |
| Votos válidos | 75 | 98,68 -1,32% | 83 | 100,00 |
| A candidatura | 75 | 100 0% | 83 | 100,00 |
| En blanco | 0 | 0 0% | 0 | 0,00 |
| Votos nulos | 1 | 1,31 + 1,31% | 0 | 0,00 |

| 2023 | | | Comparado con 10 N - 2019 | | | |
|---|-------|-------|---------------------------|---|----|-------|
| Candidaturas | Votos | % | Candidaturas | Votos | % | |
|  PP | 40 | 53,33 | + 9,96 |  PP | 36 | 43,37 |
|  PSOE | 25 | 33,33 | + 0,80 |  PSOE | 27 | 32,53 |
|  VOX | 7 | 9,33 | + 2,11 |  VOX | 6 | 7,22 |
|  SUMAR | 2 | 2,66 | | | | |
|  PACMA | 1 | 1,33 | -2,28 |  PACMA | 3 | 3,61 |
|  FO | 0 | 0 | | | | |
|  3e | 0 | 0 | | | | |
|  PCTE | 0 | 0 | 0 |  PCTE | 0 | 0 |
|  RECORTES CERO | 0 | 0 | | | | |
|  ESCAÑOS EN BLANCO | 0 | 0 | -1,20 |  EB | 1 | 1,20 |
|  PUM+J | 0 | 0 | 0 |  PUM+J | 0 | 0 |

| 2023 | Comparado con 10 N - 2019 | | | |
|---------------|---------------------------|---------------|-------|--------|
| | Votos | % | Votos | % |
| Participación | 38 | 88,37 + 4,65% | 36 | 83,72 |
| Abstención | 5 | 11,62 -4,65% | 7 | 16,27 |
| Votos válidos | 38 | 100 + 2,78% | 35 | 97,22 |
| A candidatura | 38 | 100 0% | 35 | 100,00 |
| En blanco | 0 | 0 0% | 0 | 0,00 |
| Votos nulos | 0 | 0 -2,77% | 1 | 2,77 |

| 2023 | Comparado con 10 N - 2019 | | | | | |
|---|---------------------------|-------|---------|---|-------|-------|
| Candidaturas | Votos | % | | Candidaturas | Votos | % |
|  PP | 18 | 47,36 | + 21,65 |  PP | 9 | 25,71 |
|  PSOE | 14 | 36,84 | -14,58 |  PSOE | 18 | 51,42 |
|  VOX | 3 | 7,89 | -3,53 |  VOX | 4 | 11,42 |
|  SUMAR | 2 | 5,26 | | | | |
|  FO | 1 | 2,63 | | | | |
|  3e | 0 | 0 | | | | |
|  PCTE | 0 | 0 | 0 |  PCTE | 0 | 0 |
|  RECORTES CERO | 0 | 0 | | | | |
|  PACMA | 0 | 0 | 0 |  PACMA | 0 | 0 |
|  ESCAÑOS EN BLANCO | 0 | 0 | 0 |  EB | 0 | 0 |
|  PUM+J | 0 | 0 | 0 |  PUM+J | 0 | 0 |





| 2023 | Comparado con 10 N - 2019 | | | |
|---------------|---------------------------|---------------|-------|-------|
| | Votos | % | Votos | % |
| Participación | 139 | 85,80 + 3,71% | 133 | 82,09 |
| Abstención | 23 | 14,19 -3,71% | 29 | 17,90 |
| Votos válidos | 134 | 96,40 -2,84% | 132 | 99,24 |
| A candidatura | 133 | 99,25 + 1,53% | 129 | 97,72 |
| En blanco | 1 | 0,74 -1,53% | 3 | 2,27 |
| Votos nulos | 5 | 3,59 + 2,84% | 1 | 0,75 |

| 2023 | Comparado con 10 N - 2019 | | | | | |
|---|---------------------------|-------|---------|--|-------|-------|
| Candidaturas | Votos | % | | Candidaturas | Votos | % |
|  PSOE | 66 | 49,25 | + 2,29 |  PSOE | 62 | 46,96 |
|  PP | 47 | 35,07 | + 10,07 |  PP | 33 | 25 |
|  VOX | 14 | 10,44 | + 3,63 |  VOX | 9 | 6,81 |
|  SUMAR | 4 | 2,98 | | | | |
|  PACMA | 1 | 0,74 | -1,53 |  PACMA | 3 | 2,27 |
|  PUM+J | 1 | 0,74 | + 0,74 |  PUM+J | 0 | 0 |
|  FO | 0 | 0 | | | | |
|  3e | 0 | 0 | | | | |
|  PCTE | 0 | 0 | -1,51 |  PCTE | 2 | 1,51 |
|  RECORTES CERO | 0 | 0 | | | | |
|  ESCAÑOS EN BLANCO | 0 | 0 | -1,51 |  EB | 2 | 1,51 |






| 2023 | Comparado con 10 N - 2019 | | | |
|---------------|---------------------------|---------------|-------|-------|
| | Votos | % | Votos | % |
| Participación | 485 | 81,23 + 5,82% | 457 | 75,41 |
| Abstención | 112 | 18,76 - 5,82% | 149 | 24,58 |
| Votos válidos | 481 | 99,17 + 2,89% | 440 | 96,28 |
| A candidatura | 478 | 99,37 + 0,51% | 435 | 98,86 |
| En blanco | 3 | 0,62 - 0,51% | 5 | 1,13 |
| Votos nulos | 4 | 0,82 - 2,89% | 17 | 3,71 |

| 2023 | Comparado con 10 N - 2019 | | | | | |
|---|---------------------------|-------|--------|---|-------|-------|
| Candidaturas | Votos | % | | Candidaturas | Votos | % |
|  PP | 207 | 43,03 | + 9,63 |  PP | 147 | 33,40 |
|  PSOE | 204 | 42,41 | - 1,90 |  PSOE | 195 | 44,31 |
|  VOX | 36 | 7,48 | + 1,80 |  VOX | 25 | 5,68 |
|  SUMAR | 25 | 5,19 | | | | |
|  FO | 2 | 0,41 | | | | |
|  PACMA | 2 | 0,41 | + 0,19 |  PACMA | 1 | 0,22 |
|  ESCAÑOS EN BLANCO | 1 | 0,20 | + 0,20 |  EB | 0 | 0 |
|  PUM+J | 1 | 0,20 | - 0,25 |  PUM+J | 2 | 0,45 |
|  3e | 0 | 0 | | | | |
|  PCTE | 0 | 0 | - 0,68 |  PCTE | 3 | 0,68 |
|  RECORTES CERO | 0 | 0 | | | | |



















| 2023 | Comparado con 10 N - 2019 | | | |
|---------------|---------------------------|---------------|-------|--------|
| | Votos | % | Votos | % |
| Participación | 23 | 100 +25% | 12 | 75,00 |
| Abstención | 0 | 0 -25% | 4 | 25,00 |
| Votos válidos | 22 | 95,65 +3,99% | 11 | 91,66 |
| A candidatura | 19 | 86,36 -13,64% | 11 | 100,00 |
| En blanco | 3 | 13,63 +13,63% | 0 | 0,00 |
| Votos nulos | 1 | 4,34 -3,99% | 1 | 8,33 |

| 2023 | Comparado con 10 N - 2019 | | | | | |
|---|---------------------------|-------|--------|---|-------|-------|
| Candidaturas | Votos | % | | Candidaturas | Votos | % |
|  PP | 10 | 45,45 | +9,09 |  PP | 4 | 36,36 |
|  PSOE | 9 | 40,90 | -13,64 |  PSOE | 6 | 54,54 |
|  FO | 0 | 0 | | | | |
|  3e | 0 | 0 | | | | |
|  PCTE | 0 | 0 | 0 |  PCTE | 0 | 0 |
|  SUMAR | 0 | 0 | | | | |
|  RECORTES CERO | 0 | 0 | | | | |
|  PACMA | 0 | 0 | 0 |  PACMA | 0 | 0 |
|  ESCAÑOS EN BLANCO | 0 | 0 | 0 |  EB | 0 | 0 |
|  VOX | 0 | 0 | 0 |  VOX | 0 | 0 |
|  PUM+J | 0 | 0 | 0 |  PUM+J | 0 | 0 |














| 2023 | Comparado con 10 N - 2019 | | | | |
|---------------|---------------------------|-------|---------|--------|-------|
| | Votos | % | | Votos | % |
| Participación | 11.930 | 70,49 | + 3,02% | 11.463 | 67,47 |
| Abstención | 4.993 | 29,50 | -3,02% | 5.526 | 32,52 |
| Votos válidos | 11.775 | 98,70 | + 0,48% | 11.260 | 98,22 |
| A candidatura | 11.675 | 99,15 | + 0,05% | 11.159 | 99,10 |
| En blanco | 100 | 0,84 | -0,05% | 101 | 0,89 |
| Votos nulos | 155 | 1,29 | -0,48% | 203 | 1,77 |

| 2023 | Comparado con 10 N - 2019 | | | | | |
|--|---------------------------|-------|---------|---|-------|-------|
| Candidaturas | Votos | % | | Candidaturas | Votos | % |
|  PP | 5.476 | 46,50 | + 12,23 |  PP | 3.859 | 34,27 |
|  PSOE | 3.980 | 33,80 | + 0,70 |  PSOE | 3.728 | 33,10 |
|  VOX | 1.472 | 12,50 | -2,12 |  VOX | 1.647 | 14,62 |
|  SUMAR | 588 | 4,99 | | | | |
|  PACMA | 49 | 0,41 | -0,20 |  PACMA | 69 | 0,61 |
|  FO | 30 | 0,25 | | | | |
|  ESCAÑOS EN BLANCO | 29 | 0,24 | -0,07 |  EB | 35 | 0,31 |
|  3e | 21 | 0,17 | | | | |
|  PUM+J | 13 | 0,11 | 0 |  PUM+J | 13 | 0,11 |
|  PCTE | 11 | 0,09 | -0,10 |  PCTE | 22 | 0,19 |
|  RECORTES CERO | 6 | 0,05 | | | | |



















| 2023 | Comparado con 10 N - 2019 | | | |
|---------------|---------------------------|---------------|-------|--------|
| | Votos | % | Votos | % |
| Participación | 107 | 81,67 + 3,27% | 98 | 78,40 |
| Abstención | 24 | 18,32 - 3,28% | 27 | 21,60 |
| Votos válidos | 106 | 99,06 - 0,94% | 98 | 100,00 |
| A candidatura | 103 | 97,16 + 0,23% | 95 | 96,93 |
| En blanco | 3 | 2,83 - 0,23% | 3 | 3,06 |
| Votos nulos | 1 | 0,93 + 0,93% | 0 | 0,00 |

| 2023 | Comparado con 10 N - 2019 | | | | | |
|---|---------------------------|-------|---------|---|-------|-------|
| Candidaturas | Votos | % | | Candidaturas | Votos | % |
|  PP | 47 | 44,33 | + 10,66 |  PP | 33 | 33,67 |
|  PSOE | 28 | 26,41 | - 8,28 |  PSOE | 34 | 34,69 |
|  SUMAR | 20 | 18,86 | | | | |
|  VOX | 7 | 6,60 | - 6,66 |  VOX | 13 | 13,26 |
|  3e | 1 | 0,94 | | | | |
|  FO | 0 | 0 | | | | |
|  PCTE | 0 | 0 | 0 |  PCTE | 0 | 0 |
|  RECORTES CERO | 0 | 0 | | | | |
|  PACMA | 0 | 0 | - 1,02 |  PACMA | 1 | 1,02 |
|  ESCAÑOS EN BLANCO | 0 | 0 | 0 |  EB | 0 | 0 |
|  PUM+J | 0 | 0 | 0 |  PUM+J | 0 | 0 |












| 2023 | | | Comparado con 10 N - 2019 | |
|---------------|-------|----------------|---------------------------|--------|
| | Votos | % | Votos | % |
| Participación | 73 | 84,88 + 16,46% | 52 | 68,42 |
| Abstención | 13 | 15,11 -16,46% | 24 | 31,57 |
| Votos válidos | 72 | 98,63 -1,37% | 52 | 100,00 |
| A candidatura | 69 | 95,83 -4,17% | 52 | 100,00 |
| En blanco | 3 | 4,16 + 4,16% | 0 | 0,00 |
| Votos nulos | 1 | 1,36 + 1,36% | 0 | 0,00 |

| 2023 | | | | | Comparado con 10 N - 2019 | | |
|---|-------|-------|--------|---|---------------------------|-------|--|
| Candidaturas | Votos | % | | Candidaturas | Votos | % | |
|  PSOE | 26 | 36,11 | -17,73 |  PSOE | 28 | 53,84 | |
|  PP | 17 | 23,61 | + 2,46 |  PP | 11 | 21,15 | |
|  SUMAR | 14 | 19,44 | | | | | |
|  VOX | 12 | 16,66 | + 7,05 |  VOX | 5 | 9,61 | |
|  FO | 0 | 0 | | | | | |
|  3e | 0 | 0 | | | | | |
|  PCTE | 0 | 0 | 0 |  PCTE | 0 | 0 | |
|  RECORTES CERO | 0 | 0 | | | | | |
|  PACMA | 0 | 0 | 0 |  PACMA | 0 | 0 | |
|  ESCAÑOS EN BLANCO | 0 | 0 | 0 |  EB | 0 | 0 | |
|  PUM+J | 0 | 0 | 0 |  PUM+J | 0 | 0 | |











| 2023 | Comparado con 10 N - 2019 | | | |
|---------------|---------------------------|---------------|-------|--------|
| | Votos | % | Votos | % |
| Participación | 46 | 82,14 + 8,71% | 47 | 73,43 |
| Abstención | 10 | 17,85 -8,71% | 17 | 26,56 |
| Votos válidos | 46 | 100 0% | 47 | 100,00 |
| A candidatura | 45 | 97,82 -0,05% | 46 | 97,87 |
| En blanco | 1 | 2,17 + 0,05% | 1 | 2,12 |
| Votos nulos | 0 | 0 0% | 0 | 0,00 |

| 2023 | Comparado con 10 N - 2019 | | | | | |
|---|---------------------------|-------|--------|---|-------|-------|
| Candidaturas | Votos | % | | Candidaturas | Votos | % |
|  PP | 25 | 54,34 | -3,10 |  PP | 27 | 57,44 |
|  PSOE | 16 | 34,78 | + 5 |  PSOE | 14 | 29,78 |
|  FO | 1 | 2,17 | | | | |
|  SUMAR | 1 | 2,17 | | | | |
| ESCAÑOS  EN BLANCO | 1 | 2,17 | + 2,17 |  EB | 0 | 0 |
|  VOX | 1 | 2,17 | -2,08 |  VOX | 2 | 4,25 |
|  3e | 0 | 0 | | | | |
|  PCTE | 0 | 0 | 0 |  PCTE | 0 | 0 |
|  RECORTES CERO | 0 | 0 | | | | |
|  PACMA | 0 | 0 | -2,12 |  PACMA | 1 | 2,12 |
|  PUM+J | 0 | 0 | 0 |  PUM+J | 0 | 0 |








| 2023 | | | Comparado con 10 N - 2019 | |
|---------------|-------|---------------|---------------------------|--------|
| | Votos | % | Votos | % |
| Participación | 30 | 78,94 + 1,44% | 31 | 77,50 |
| Abstención | 8 | 21,05 -1,45% | 9 | 22,50 |
| Votos válidos | 30 | 100 0% | 31 | 100,00 |
| A candidatura | 30 | 100 0% | 31 | 100,00 |
| En blanco | 0 | 0 0% | 0 | 0,00 |
| Votos nulos | 0 | 0 0% | 0 | 0,00 |

| 2023 | | | | | Comparado con 10 N - 2019 | | |
|---|-------|-------|--------|---|---------------------------|-------|--|
| Candidaturas | Votos | % | | Candidaturas | Votos | % | |
|  PP | 11 | 36,66 | + 7,63 |  PP | 9 | 29,03 | |
|  PSOE | 10 | 33,33 | -11,83 |  PSOE | 14 | 45,16 | |
|  VOX | 7 | 23,33 | + 7,21 |  VOX | 5 | 16,12 | |
|  SUMAR | 1 | 3,33 | | | | | |
| ESCAÑOS  EN BLANCO | 1 | 3,33 | + 0,11 |  EB | 1 | 3,22 | |
|  FO | 0 | 0 | | | | | |
|  3e | 0 | 0 | | | | | |
|  PCTE | 0 | 0 | 0 |  PCTE | 0 | 0 | |
|  RECORTES CERO | 0 | 0 | | | | | |
|  PACMA | 0 | 0 | 0 |  PACMA | 0 | 0 | |
|  PUM+J | 0 | 0 | 0 |  PUM+J | 0 | 0 | |


















| 2023 | Comparado con 10 N - 2019 | | | |
|---------------|---------------------------|----------------|-------|--------|
| | Votos | % | Votos | % |
| Participación | 88 | 79,27 + 17,81% | 67 | 61,46 |
| Abstención | 23 | 20,72 -17,81% | 42 | 38,53 |
| Votos válidos | 87 | 98,86 + 1,85% | 65 | 97,01 |
| A candidatura | 87 | 100 0% | 65 | 100,00 |
| En blanco | 0 | 0 0% | 0 | 0,00 |
| Votos nulos | 1 | 1,13 -1,85% | 2 | 2,98 |

| 2023 | | | Comparado con 10 N - 2019 | | | |
|---|-------|-------|---------------------------|--|----|-------|
| Candidaturas | Votos | % | Candidaturas | Votos | % | |
|  PP | 54 | 62,06 | + 5,14 |  PP | 37 | 56,92 |
|  PSOE | 22 | 25,28 | + 5,28 |  PSOE | 13 | 20 |
|  VOX | 6 | 6,89 | -10,03 |  VOX | 11 | 16,92 |
|  SUMAR | 4 | 4,59 | | | | |
|  PACMA | 1 | 1,14 | + 1,14 |  PACMA | 0 | 0 |
|  FO | 0 | 0 | | | | |
|  3e | 0 | 0 | | | | |
|  PCTE | 0 | 0 | -1,53 |  PCTE | 1 | 1,53 |
|  RECORTES CERO | 0 | 0 | | | | |
|  ESCAÑOS EN BLANCO | 0 | 0 | 0 |  EB | 0 | 0 |
|  PUM+J | 0 | 0 | 0 |  PUM+J | 0 | 0 |



















| 2023 | Comparado con 10 N - 2019 | | | |
|---------------|---------------------------|---------------|-------|-------|
| | Votos | % | Votos | % |
| Participación | 570 | 73,35 + 0,65% | 578 | 72,70 |
| Abstención | 207 | 26,64 -0,65% | 217 | 27,29 |
| Votos válidos | 565 | 99,12 + 0,16% | 572 | 98,96 |
| A candidatura | 564 | 99,82 + 1,22% | 564 | 98,60 |
| En blanco | 1 | 0,17 -1,22% | 8 | 1,39 |
| Votos nulos | 5 | 0,87 -0,16% | 6 | 1,03 |

| 2023 | | | Comparado con 10 N - 2019 | | | |
|---|-------|-------|---------------------------|---|-----|-------|
| Candidaturas | Votos | % | Candidaturas | Votos | % | |
|  PSOE | 260 | 46,01 | + 9,65 |  PSOE | 208 | 36,36 |
|  PP | 235 | 41,59 | + 5,58 |  PP | 206 | 36,01 |
|  VOX | 44 | 7,78 | -1,48 |  VOX | 53 | 9,26 |
|  SUMAR | 21 | 3,71 | | | | |
|  PACMA | 4 | 0,70 | -0,17 |  PACMA | 5 | 0,87 |
|  FO | 0 | 0 | | | | |
|  3e | 0 | 0 | | | | |
|  PCTE | 0 | 0 | -0,17 |  PCTE | 1 | 0,17 |
|  RECORTES CERO | 0 | 0 | | | | |
|  ESCAÑOS EN BLANCO | 0 | 0 | -0,17 |  EB | 1 | 0,17 |
|  PUM+J | 0 | 0 | 0 |  PUM+J | 0 | 0 |



















| 2023 | Comparado con 10 N - 2019 | | | | |
|---------------|---------------------------|-------|---------|-------|-------|
| | Votos | % | | Votos | % |
| Participación | 263 | 79,21 | + 8,98% | 243 | 70,23 |
| Abstención | 69 | 20,78 | -8,98% | 103 | 29,76 |
| Votos válidos | 256 | 97,33 | + 0,63% | 235 | 96,70 |
| A candidatura | 255 | 99,60 | + 0,46% | 233 | 99,14 |
| En blanco | 1 | 0,39 | -0,46% | 2 | 0,85 |
| Votos nulos | 7 | 2,66 | -0,63% | 8 | 3,29 |

| 2023 | | | Comparado con 10 N - 2019 | | | |
|--|-------|-------|---------------------------|---|-------|-------|
| Candidaturas | Votos | % | | Candidaturas | Votos | % |
|  PSOE | 123 | 48,04 | + 5,92 |  PSOE | 99 | 42,12 |
|  PP | 91 | 35,54 | + 0,65 |  PP | 82 | 34,89 |
|  SUMAR | 29 | 11,32 | | | | |
|  VOX | 8 | 3,12 | -1,56 |  VOX | 11 | 4,68 |
|  PCTE | 2 | 0,78 | + 0,36 |  PCTE | 1 | 0,42 |
|  PACMA | 1 | 0,39 | -0,03 |  PACMA | 1 | 0,42 |
| ESCAÑOS EN BLANCO | 1 | 0,39 | + 0,39 |  EB | 0 | 0 |
|  FO | 0 | 0 | | | | |
|  3e | 0 | 0 | | | | |
|  RECORTES CERO | 0 | 0 | | | | |
|  PUM+J | 0 | 0 | 0 |  PUM+J | 0 | 0 |



















| 2023 | Comparado con 10 N - 2019 | | | |
|---------------|---------------------------|----------------|-------|--------|
| | Votos | % | Votos | % |
| Participación | 49 | 90,74 + 16,24% | 38 | 74,50 |
| Abstención | 5 | 9,25 -16,24% | 13 | 25,49 |
| Votos válidos | 47 | 95,91 + 1,18% | 36 | 94,73 |
| A candidatura | 47 | 100 0% | 36 | 100,00 |
| En blanco | 0 | 0 0% | 0 | 0,00 |
| Votos nulos | 2 | 4,08 -1,18% | 2 | 5,26 |

| 2023 | Comparado con 10 N - 2019 | | | | | |
|---|---------------------------|-------|---------|---|-------|-------|
| Candidaturas | Votos | % | | Candidaturas | Votos | % |
|  PP | 21 | 44,68 | + 19,68 |  PP | 9 | 25 |
|  PSOE | 17 | 36,17 | + 0,06 |  PSOE | 13 | 36,11 |
|  SUMAR | 6 | 12,76 | | | | |
|  VOX | 2 | 4,25 | -15,19 |  VOX | 7 | 19,44 |
|  3e | 1 | 2,12 | | | | |
|  FO | 0 | 0 | | | | |
|  PCTE | 0 | 0 | 0 |  PCTE | 0 | 0 |
|  RECORTES CERO | 0 | 0 | | | | |
|  PACMA | 0 | 0 | -2,77 |  PACMA | 1 | 2,77 |
|  ESCAÑOS EN BLANCO | 0 | 0 | 0 |  EB | 0 | 0 |
|  PUM+J | 0 | 0 | 0 |  PUM+J | 0 | 0 |
















| 2023 | Comparado con 10 N - 2019 | | | |
|---------------|---------------------------|-------------|-------|--------|
| | Votos | % | Votos | % |
| Participación | 10 | 100 + 9,10% | 10 | 90,90 |
| Abstención | 0 | 0 -9,09% | 1 | 9,09 |
| Votos válidos | 10 | 100 0% | 10 | 100,00 |
| A candidatura | 10 | 100 + 10% | 9 | 90,00 |
| En blanco | 0 | 0 -10% | 1 | 10,00 |
| Votos nulos | 0 | 0 0% | 0 | 0,00 |

| 2023 | Comparado con 10 N - 2019 | | | | | |
|---|---------------------------|----|-----|---|-------|----|
| Candidaturas | Votos | % | | Candidaturas | Votos | % |
|  PSOE | 6 | 60 | 0 |  PSOE | 6 | 60 |
|  PP | 2 | 20 | -10 |  PP | 3 | 30 |
|  SUMAR | 2 | 20 | | | | |
|  FO | 0 | 0 | | | | |
|  3e | 0 | 0 | | | | |
|  PCTE | 0 | 0 | 0 |  PCTE | 0 | 0 |
|  RECORTES CERO | 0 | 0 | | | | |
|  PACMA | 0 | 0 | 0 |  PACMA | 0 | 0 |
|  ESCAÑOS EN BLANCO | 0 | 0 | 0 |  EB | 0 | 0 |
|  VOX | 0 | 0 | 0 |  VOX | 0 | 0 |
|  PUM+J | 0 | 0 | 0 |  PUM+J | 0 | 0 |

















| 2023 | | | Comparado con 10 N - 2019 | |
|---------------|-------|---------------|---------------------------|-------|
| | Votos | % | Votos | % |
| Participación | 1.131 | 73,58 + 5,54% | 1.056 | 68,04 |
| Abstención | 406 | 26,41 -5,54% | 496 | 31,95 |
| Votos válidos | 1.114 | 98,49 + 1,24% | 1.027 | 97,25 |
| A candidatura | 1.109 | 99,55 + 0,63% | 1.016 | 98,92 |
| En blanco | 5 | 0,44 -0,63% | 11 | 1,07 |
| Votos nulos | 17 | 1,50 -1,24% | 29 | 2,74 |

| 2023 | | | Comparado con 10 N - 2019 | | | |
|---|-------|-------|---------------------------|---|-----|-------|
| Candidaturas | Votos | % | Candidaturas | Votos | % | |
|  PP | 548 | 49,19 | + 12,49 |  PP | 377 | 36,70 |
|  PSOE | 391 | 35,09 | -1,42 |  PSOE | 375 | 36,51 |
|  VOX | 93 | 8,34 | -0,61 |  VOX | 92 | 8,95 |
|  SUMAR | 66 | 5,92 | | | | |
|  3e | 3 | 0,26 | | | | |
|  PCTE | 2 | 0,17 | + 0,17 |  PCTE | 0 | 0 |
|  PACMA | 2 | 0,17 | -0,21 |  PACMA | 4 | 0,38 |
| ESCAÑOS  EN BLANCO | 2 | 0,17 | -0,12 |  EB | 3 | 0,29 |
|  FO | 1 | 0,08 | | | | |
|  PUM+J | 1 | 0,08 | + 0,08 |  PUM+J | 0 | 0 |
|  RECORTES CERO | 0 | 0 | | | | |








| 2023 | Comparado con 10 N - 2019 | | | |
|---------------|---------------------------|---------------|-------|-------|
| | Votos | % | Votos | % |
| Participación | 1.484 | 82,17 + 3,94% | 1.449 | 78,23 |
| Abstención | 322 | 17,82 -3,94% | 403 | 21,76 |
| Votos válidos | 1.472 | 99,19 + 0,23% | 1.434 | 98,96 |
| A candidatura | 1.458 | 99,04 -0,54% | 1.428 | 99,58 |
| En blanco | 14 | 0,95 + 0,54% | 6 | 0,41 |
| Votos nulos | 12 | 0,80 -0,23% | 15 | 1,03 |

| 2023 | Comparado con 10 N - 2019 | | | | | |
|---|---------------------------|-------|---------|---|-------|-------|
| Candidaturas | Votos | % | | Candidaturas | Votos | % |
|  PP | 718 | 48,77 | + 10,84 |  PP | 544 | 37,93 |
|  PSOE | 540 | 36,68 | -3,76 |  PSOE | 580 | 40,44 |
|  VOX | 129 | 8,76 | -2,95 |  VOX | 168 | 11,71 |
|  SUMAR | 56 | 3,80 | | | | |
|  PACMA | 5 | 0,33 | + 0,27 |  PACMA | 1 | 0,06 |
| ESCAÑOS | 3 | 0,20 | + 0,07 | | 2 | 0,13 |
|  EN BLANCO | | | |  EB | | |
|  FO | 2 | 0,13 | | | | |
|  3e | 2 | 0,13 | | | | |
|  PUM+J | 2 | 0,13 | + 0,07 |  PUM+J | 1 | 0,06 |
|  PCTE | 1 | 0,06 | -0,07 |  PCTE | 2 | 0,13 |
|  RECORTES CERO | 0 | 0 | | | | |



















| 2023 | Comparado con 10 N - 2019 | | | |
|---------------|---------------------------|---------------|-------|--------|
| | Votos | % | Votos | % |
| Participación | 19 | 100 0% | 21 | 100,00 |
| Abstención | 0 | 0 0% | 0 | 0,00 |
| Votos válidos | 19 | 100 0% | 21 | 100,00 |
| A candidatura | 17 | 89,47 -10,53% | 21 | 100,00 |
| En blanco | 2 | 10,52 +10,52% | 0 | 0,00 |
| Votos nulos | 0 | 0 0% | 0 | 0,00 |

| 2023 | | | Comparado con 10 N - 2019 | | | |
|---|-------|-------|---------------------------|---|----|-------|
| Candidaturas | Votos | % | Candidaturas | Votos | % | |
|  PP | 15 | 78,94 | + 26,56 |  PP | 11 | 52,38 |
|  VOX | 2 | 10,52 | + 5,76 |  VOX | 1 | 4,76 |
|  FO | 0 | 0 | | | | |
|  3e | 0 | 0 | | | | |
|  PSOE | 0 | 0 | -14,28 |  PSOE | 3 | 14,28 |
|  PCTE | 0 | 0 | 0 |  PCTE | 0 | 0 |
|  SUMAR | 0 | 0 | | | | |
|  RECORTES CERO | 0 | 0 | | | | |
|  PACMA | 0 | 0 | 0 |  PACMA | 0 | 0 |
|  ESCAÑOS EN BLANCO | 0 | 0 | -9,52 |  EB | 2 | 9,52 |
|  PUM+J | 0 | 0 | 0 |  PUM+J | 0 | 0 |


















| 2023 | Comparado con 10 N - 2019 | | | | |
|---------------|---------------------------|-------|--------|-------|--------|
| | Votos | % | | Votos | % |
| Participación | 120 | 71,85 | -5,07% | 120 | 76,92 |
| Abstención | 47 | 28,14 | +5,07% | 36 | 23,07 |
| Votos válidos | 116 | 96,66 | +0,83% | 115 | 95,83 |
| A candidatura | 115 | 99,13 | -0,87% | 115 | 100,00 |
| En blanco | 1 | 0,86 | +0,86% | 0 | 0,00 |
| Votos nulos | 4 | 3,33 | -0,83% | 5 | 4,16 |

| 2023 | | | Comparado con 10 N - 2019 | | | |
|---|-------|-------|---------------------------|--|-------|-------|
| Candidaturas | Votos | % | | Candidaturas | Votos | % |
|  PP | 62 | 53,44 | +8,23 |  PP | 52 | 45,21 |
|  PSOE | 27 | 23,27 | -1,94 |  PSOE | 29 | 25,21 |
|  VOX | 15 | 12,93 | -0,11 |  VOX | 15 | 13,04 |
|  SUMAR | 9 | 7,75 | | | | |
|  RECORTES CERO | 1 | 0,86 | | | | |
|  PACMA | 1 | 0,86 | +0,86 |  PACMA | 0 | 0 |
|  FO | 0 | 0 | | | | |
|  3e | 0 | 0 | | | | |
|  PCTE | 0 | 0 | 0 |  PCTE | 0 | 0 |
|  ESCAÑOS EN BLANCO | 0 | 0 | 0 |  EB | 0 | 0 |
|  PUM+J | 0 | 0 | 0 |  PUM+J | 0 | 0 |



















| 2023 | Comparado con 10 N - 2019 | | | |
|---------------|---------------------------|--------------|-------|-------|
| | Votos | % | Votos | % |
| Participación | 98 | 64,47 -9,13% | 92 | 73,60 |
| Abstención | 54 | 35,52 +9,12% | 33 | 26,40 |
| Votos válidos | 98 | 100 +1,09% | 91 | 98,91 |
| A candidatura | 94 | 95,91 -2,99% | 90 | 98,90 |
| En blanco | 4 | 4,08 +2,99% | 1 | 1,09 |
| Votos nulos | 0 | 0 -1,08% | 1 | 1,08 |

| 2023 | Comparado con 10 N - 2019 | | | | | |
|---|---------------------------|-------|-------|--|-------|-------|
| Candidaturas | Votos | % | | Candidaturas | Votos | % |
|  PP | 50 | 51,02 | -2,82 |  PP | 49 | 53,84 |
|  PSOE | 17 | 17,34 | -4,63 |  PSOE | 20 | 21,97 |
|  VOX | 16 | 16,32 | +9,73 |  VOX | 6 | 6,59 |
|  SUMAR | 11 | 11,22 | | | | |
|  FO | 0 | 0 | | | | |
|  3e | 0 | 0 | | | | |
|  PCTE | 0 | 0 | 0 |  PCTE | 0 | 0 |
|  RECORTES CERO | 0 | 0 | | | | |
|  PACMA | 0 | 0 | -1,09 |  PACMA | 1 | 1,09 |
|  ESCAÑOS EN BLANCO | 0 | 0 | -1,09 |  EB | 1 | 1,09 |
|  PUM+J | 0 | 0 | 0 |  PUM+J | 0 | 0 |


| 2023 | Comparado con 10 N - 2019 | | | |
|---------------|---------------------------|---------------|-------|--------|
| | Votos | % | Votos | % |
| Participación | 195 | 83,33 + 5,87% | 165 | 77,46 |
| Abstención | 39 | 16,66 -5,87% | 48 | 22,53 |
| Votos válidos | 192 | 98,46 -1,54% | 165 | 100,00 |
| A candidatura | 191 | 99,47 + 0,08% | 164 | 99,39 |
| En blanco | 1 | 0,52 -0,08% | 1 | 0,60 |
| Votos nulos | 3 | 1,53 + 1,53% | 0 | 0,00 |

| 2023 | Comparado con 10 N - 2019 | | | | | |
|--|---------------------------|-------|---------|---|-------|-------|
| Candidaturas | Votos | % | | Candidaturas | Votos | % |
|  PP | 105 | 54,68 | + 15,29 |  PP | 65 | 39,39 |
|  PSOE | 48 | 25 | -0,45 |  PSOE | 42 | 25,45 |
|  VOX | 27 | 14,06 | -4,12 |  VOX | 30 | 18,18 |
|  SUMAR | 10 | 5,20 | | | | |
|  ESCAÑOS EN BLANCO | 1 | 0,52 | + 0,52 |  EB | 0 | 0 |
|  FO | 0 | 0 | | | | |
|  3e | 0 | 0 | | | | |
|  PCTE | 0 | 0 | 0 |  PCTE | 0 | 0 |
|  RECORTES CERO | 0 | 0 | | | | |
|  PACMA | 0 | 0 | -0,60 |  PACMA | 1 | 0,60 |
|  PUM+J | 0 | 0 | 0 |  PUM+J | 0 | 0 |




| 2023 | Comparado con 10 N - 2019 | | | | |
|---------------|---------------------------|-------|---------|-------|--------|
| | Votos | % | | Votos | % |
| Participación | 113 | 80,14 | + 7,54% | 106 | 72,60 |
| Abstención | 28 | 19,85 | -7,54% | 40 | 27,39 |
| Votos válidos | 112 | 99,11 | + 0,06% | 105 | 99,05 |
| A candidatura | 112 | 100 | 0% | 105 | 100,00 |
| En blanco | 0 | 0 | 0% | 0 | 0,00 |
| Votos nulos | 1 | 0,88 | -0,06% | 1 | 0,94 |

| 2023 | | | Comparado con 10 N - 2019 | | | |
|---|-------|-------|---------------------------|---|-------|-------|
| Candidaturas | Votos | % | | Candidaturas | Votos | % |
|  PP | 68 | 60,71 | + 8,33 |  PP | 55 | 52,38 |
|  PSOE | 20 | 17,85 | -7,86 |  PSOE | 27 | 25,71 |
|  VOX | 13 | 11,60 | + 2,08 |  VOX | 10 | 9,52 |
|  SUMAR | 9 | 8,03 | | | | |
|  PCTE | 1 | 0,89 | + 0,89 |  PCTE | 0 | 0 |
|  PACMA | 1 | 0,89 | + 0,89 |  PACMA | 0 | 0 |
|  FO | 0 | 0 | | | | |
|  3e | 0 | 0 | | | | |
|  RECORTES CERO | 0 | 0 | | | | |
|  ESCAÑOS EN BLANCO | 0 | 0 | 0 |  EB | 0 | 0 |
|  PUM+J | 0 | 0 | 0 |  PUM+J | 0 | 0 |




















| 2023 | Comparado con 10 N - 2019 | | | |
|---------------|---------------------------|---------------|-------|-------|
| | Votos | % | Votos | % |
| Participación | 168 | 80,38 + 4,99% | 144 | 75,39 |
| Abstención | 41 | 19,61 -4,99% | 47 | 24,60 |
| Votos válidos | 164 | 97,61 + 0,39% | 140 | 97,22 |
| A candidatura | 158 | 96,34 -2,23% | 138 | 98,57 |
| En blanco | 6 | 3,65 + 2,23% | 2 | 1,42 |
| Votos nulos | 4 | 2,38 -0,39% | 4 | 2,77 |

| 2023 | | | Comparado con 10 N - 2019 | | | |
|---|-------|-------|---------------------------|---|----|-------|
| Candidaturas | Votos | % | Candidaturas | Votos | % | |
|  PP | 73 | 44,51 | + 15,23 |  PP | 41 | 29,28 |
|  PSOE | 54 | 32,92 | -7,79 |  PSOE | 57 | 40,71 |
|  VOX | 21 | 12,80 | + 1,38 |  VOX | 16 | 11,42 |
|  SUMAR | 9 | 5,48 | | | | |
|  PACMA | 1 | 0,60 | + 0,60 |  PACMA | 0 | 0 |
|  FO | 0 | 0 | | | | |
|  3e | 0 | 0 | | | | |
|  PCTE | 0 | 0 | -0,71 |  PCTE | 1 | 0,71 |
|  RECORTES CERO | 0 | 0 | | | | |
|  ESCAÑOS EN BLANCO | 0 | 0 | 0 |  EB | 0 | 0 |
|  PUM+J | 0 | 0 | 0 |  PUM+J | 0 | 0 |









| 2023 | Comparado con 10 N - 2019 | | | |
|---------------|---------------------------|---------------|-------|-------|
| | Votos | % | Votos | % |
| Participación | 235 | 82,45 + 5,14% | 225 | 77,31 |
| Abstención | 50 | 17,54 - 5,14% | 66 | 22,68 |
| Votos válidos | 228 | 97,02 - 2,09% | 223 | 99,11 |
| A candidatura | 226 | 99,12 + 0,47% | 220 | 98,65 |
| En blanco | 2 | 0,87 - 0,47% | 3 | 1,34 |
| Votos nulos | 7 | 2,97 + 2,09% | 2 | 0,88 |

| 2023 | | | Comparado con 10 N - 2019 | | | |
|---|-------|-------|---------------------------|---|----|-------|
| Candidaturas | Votos | % | Candidaturas | Votos | % | |
|  PP | 108 | 47,36 | + 2,97 |  PP | 99 | 44,39 |
|  PSOE | 84 | 36,84 | - 1,72 |  PSOE | 86 | 38,56 |
|  VOX | 26 | 11,40 | + 1,09 |  VOX | 23 | 10,31 |
|  SUMAR | 8 | 3,50 | | | | |
|  FO | 0 | 0 | | | | |
|  3e | 0 | 0 | | | | |
|  PCTE | 0 | 0 | - 0,44 |  PCTE | 1 | 0,44 |
|  RECORTES CERO | 0 | 0 | | | | |
|  PACMA | 0 | 0 | 0 |  PACMA | 0 | 0 |
|  ESCAÑOS EN BLANCO | 0 | 0 | - 0,44 |  EB | 1 | 0,44 |
|  PUM+J | 0 | 0 | 0 |  PUM+J | 0 | 0 |



















| 2023 | Comparado con 10 N - 2019 | | | |
|---------------|---------------------------|---------------|-------|--------|
| | Votos | % | Votos | % |
| Participación | 32 | 84,21 + 7,29% | 30 | 76,92 |
| Abstención | 6 | 15,78 - 7,29% | 9 | 23,07 |
| Votos válidos | 32 | 100 0% | 30 | 100,00 |
| A candidatura | 30 | 93,75 - 6,25% | 30 | 100,00 |
| En blanco | 2 | 6,25 + 6,25% | 0 | 0,00 |
| Votos nulos | 0 | 0 0% | 0 | 0,00 |

| 2023 | Comparado con 10 N - 2019 | | | | | |
|--|---------------------------|-------|--------|---|-------|-------|
| Candidaturas | Votos | % | | Candidaturas | Votos | % |
|  PP | 16 | 50 | 0 |  PP | 15 | 50 |
|  PSOE | 7 | 21,87 | -4,79 |  PSOE | 8 | 26,66 |
|  ESCAÑOS | 3 | 9,37 | + 9,37 | | 0 | 0 |
|  EN BLANCO | | | |  EB | | |
|  VOX | 3 | 9,37 | -7,29 |  VOX | 5 | 16,66 |
|  SUMAR | 1 | 3,12 | | | | |
|  FO | 0 | 0 | | | | |
|  3e | 0 | 0 | | | | |
|  PCTE | 0 | 0 | 0 |  PCTE | 0 | 0 |
|  RECORTES CERO | 0 | 0 | | | | |
|  PACMA | 0 | 0 | 0 |  PACMA | 0 | 0 |
|  PUM+J | 0 | 0 | 0 |  PUM+J | 0 | 0 |





| 2023 | | | Comparado con 10 N - 2019 | |
|---------------|-------|---------------|---------------------------|-------|
| | Votos | % | Votos | % |
| Participación | 329 | 77,23 + 0,01% | 312 | 77,22 |
| Abstención | 97 | 22,76 -0,01% | 92 | 22,77 |
| Votos válidos | 324 | 98,48 + 2,01% | 301 | 96,47 |
| A candidatura | 323 | 99,69 + 0,36% | 299 | 99,33 |
| En blanco | 1 | 0,30 -0,36% | 2 | 0,66 |
| Votos nulos | 5 | 1,51 -2,01% | 11 | 3,52 |

| 2023 | | | | | Comparado con 10 N - 2019 | | |
|---|-------|-------|--------|---|---------------------------|-------|--|
| Candidaturas | Votos | % | | Candidaturas | Votos | % | |
|  PP | 135 | 41,66 | + 2,79 |  PP | 117 | 38,87 | |
|  PSOE | 135 | 41,66 | + 3,79 |  PSOE | 114 | 37,87 | |
|  VOX | 33 | 10,18 | -1,11 |  VOX | 34 | 11,29 | |
|  SUMAR | 15 | 4,62 | | | | | |
|  FO | 1 | 0,30 | | | | | |
|  3e | 1 | 0,30 | | | | | |
|  PCTE | 1 | 0,30 | + 0,30 |  PCTE | 0 | 0 | |
|  PACMA | 1 | 0,30 | -0,03 |  PACMA | 1 | 0,33 | |
|  PUM+J | 1 | 0,30 | + 0,30 |  PUM+J | 0 | 0 | |
|  RECORTES CERO | 0 | 0 | | | | | |
|  ESCAÑOS EN BLANCO | 0 | 0 | 0 |  EB | 0 | 0 | |

| 2023 | Comparado con 10 N - 2019 | | | | |
|---------------|---------------------------|-------|---------|-------|--------|
| | Votos | % | | Votos | % |
| Participación | 50 | 87,71 | -2,29% | 45 | 90,00 |
| Abstención | 7 | 12,28 | + 2,28% | 5 | 10,00 |
| Votos válidos | 50 | 100 | 0% | 45 | 100,00 |
| A candidatura | 50 | 100 | + 4,45% | 43 | 95,55 |
| En blanco | 0 | 0 | -4,44% | 2 | 4,44 |
| Votos nulos | 0 | 0 | 0% | 0 | 0,00 |

| 2023 | Comparado con 10 N - 2019 | | | | | |
|---|---------------------------|----|--------|---|-------|-------|
| Candidaturas | Votos | % | | Candidaturas | Votos | % |
|  PSOE | 24 | 48 | + 3,56 |  PSOE | 20 | 44,44 |
|  PP | 23 | 46 | + 6 |  PP | 18 | 40 |
|  VOX | 3 | 6 | -0,66 |  VOX | 3 | 6,66 |
|  FO | 0 | 0 | | | | |
|  3e | 0 | 0 | | | | |
|  PCTE | 0 | 0 | 0 |  PCTE | 0 | 0 |
|  SUMAR | 0 | 0 | | | | |
|  RECORTES CERO | 0 | 0 | | | | |
|  PACMA | 0 | 0 | 0 |  PACMA | 0 | 0 |
|  ESCAÑOS EN BLANCO | 0 | 0 | 0 |  EB | 0 | 0 |
|  PUM+J | 0 | 0 | 0 |  PUM+J | 0 | 0 |

| 2023 | Comparado con 10 N - 2019 | | | |
|---------------|---------------------------|----------------|-------|-------|
| | Votos | % | Votos | % |
| Participación | 109 | 80,74 + 10,31% | 81 | 70,43 |
| Abstención | 26 | 19,25 -10,31% | 34 | 29,56 |
| Votos válidos | 108 | 99,08 + 0,32% | 80 | 98,76 |
| A candidatura | 105 | 97,22 + 2,22% | 76 | 95,00 |
| En blanco | 3 | 2,77 -2,23% | 4 | 5,00 |
| Votos nulos | 1 | 0,91 -0,32% | 1 | 1,23 |

| 2023 | Comparado con 10 N - 2019 | | | | | |
|---|---------------------------|-------|---------|---|-------|-------|
| Candidaturas | Votos | % | | Candidaturas | Votos | % |
|  PP | 44 | 40,74 | + 10,74 |  PP | 24 | 30 |
|  PSOE | 38 | 35,18 | + 5,18 |  PSOE | 24 | 30 |
|  SUMAR | 10 | 9,25 | | | | |
|  VOX | 7 | 6,48 | -6,02 |  VOX | 10 | 12,50 |
| ESCAÑOS  EN BLANCO | 2 | 1,85 | + 0,60 |  EB | 1 | 1,25 |
|  3e | 1 | 0,92 | | | | |
|  PCTE | 1 | 0,92 | -0,33 |  PCTE | 1 | 1,25 |
|  PACMA | 1 | 0,92 | -0,33 |  PACMA | 1 | 1,25 |
|  PUM+J | 1 | 0,92 | -0,33 |  PUM+J | 1 | 1,25 |
|  FO | 0 | 0 | | | | |
|  RECORTES CERO | 0 | 0 | | | | |



















| 2023 | Comparado con 10 N - 2019 | | | | |
|---------------|---------------------------|-------|--------|-------|--------|
| | Votos | % | | Votos | % |
| Participación | 99 | 81,81 | -4,12% | 110 | 85,93 |
| Abstención | 22 | 18,18 | +4,12% | 18 | 14,06 |
| Votos válidos | 98 | 98,98 | -1,02% | 110 | 100,00 |
| A candidatura | 96 | 97,95 | -2,05% | 110 | 100,00 |
| En blanco | 2 | 2,04 | +2,04% | 0 | 0,00 |
| Votos nulos | 1 | 1,01 | +1,01% | 0 | 0,00 |

| 2023 | | | Comparado con 10 N - 2019 | | | |
|---|-------|-------|---------------------------|---|-------|-------|
| Candidaturas | Votos | % | | Candidaturas | Votos | % |
|  PP | 57 | 58,16 | +10,89 |  PP | 52 | 47,27 |
|  PSOE | 23 | 23,46 | -5,63 |  PSOE | 32 | 29,09 |
|  SUMAR | 8 | 8,16 | | | | |
|  VOX | 6 | 6,12 | -0,24 |  VOX | 7 | 6,36 |
|  3e | 1 | 1,02 | | | | |
|  PACMA | 1 | 1,02 | +1,02 |  PACMA | 0 | 0 |
|  FO | 0 | 0 | | | | |
|  PCTE | 0 | 0 | -0,90 |  PCTE | 1 | 0,90 |
|  RECORTES CERO | 0 | 0 | | | | |
|  ESCAÑOS EN BLANCO | 0 | 0 | -0,90 |  EB | 1 | 0,90 |
|  PUM+J | 0 | 0 | 0 |  PUM+J | 0 | 0 |
















| 2023 | Comparado con 10 N - 2019 | | | | |
|---------------|---------------------------|-------|---------|-------|-------|
| | Votos | % | | Votos | % |
| Participación | 299 | 75,50 | + 3,87% | 303 | 71,63 |
| Abstención | 97 | 24,49 | -3,87% | 120 | 28,36 |
| Votos válidos | 296 | 98,99 | -0,34% | 301 | 99,33 |
| A candidatura | 294 | 99,32 | -0,01% | 299 | 99,33 |
| En blanco | 2 | 0,67 | + 0,01% | 2 | 0,66 |
| Votos nulos | 3 | 1 | + 0,34% | 2 | 0,66 |

| 2023 | Comparado con 10 N - 2019 | | | | | |
|--|---------------------------|-------|--------|---|-------|-------|
| Candidaturas | Votos | % | | Candidaturas | Votos | % |
|  PP | 156 | 52,70 | + 7,19 |  PP | 137 | 45,51 |
|  PSOE | 88 | 29,72 | -0,51 |  PSOE | 91 | 30,23 |
|  VOX | 37 | 12,50 | + 1,21 |  VOX | 34 | 11,29 |
|  SUMAR | 10 | 3,37 | | | | |
|  ESCAÑOS EN BLANCO | 3 | 1,01 | + 1,01 |  EB | 0 | 0 |
|  FO | 0 | 0 | | | | |
|  3e | 0 | 0 | | | | |
|  PCTE | 0 | 0 | 0 |  PCTE | 0 | 0 |
|  RECORTES CERO | 0 | 0 | | | | |
|  PACMA | 0 | 0 | 0 |  PACMA | 0 | 0 |
|  PUM+J | 0 | 0 | 0 |  PUM+J | 0 | 0 |







| 2023 | Comparado con 10 N - 2019 | | | |
|---------------|---------------------------|---------------|-------|--------|
| | Votos | % | Votos | % |
| Participación | 135 | 84,37 + 7,86% | 114 | 76,51 |
| Abstención | 25 | 15,62 -7,86% | 35 | 23,48 |
| Votos válidos | 135 | 100 0% | 114 | 100,00 |
| A candidatura | 134 | 99,25 + 1,01% | 112 | 98,24 |
| En blanco | 1 | 0,74 -1,01% | 2 | 1,75 |
| Votos nulos | 0 | 0 0% | 0 | 0,00 |

| 2023 | Comparado con 10 N - 2019 | | | | | |
|---|---------------------------|-------|---------|---|-------|-------|
| Candidaturas | Votos | % | | Candidaturas | Votos | % |
|  PP | 69 | 51,11 | + 10,76 |  PP | 46 | 40,35 |
|  PSOE | 49 | 36,29 | + 9,98 |  PSOE | 30 | 26,31 |
|  SUMAR | 11 | 8,14 | | | | |
|  VOX | 5 | 3,70 | -4,19 |  VOX | 9 | 7,89 |
|  FO | 0 | 0 | | | | |
|  3e | 0 | 0 | | | | |
|  PCTE | 0 | 0 | -0,87 |  PCTE | 1 | 0,87 |
|  RECORTES CERO | 0 | 0 | | | | |
|  PACMA | 0 | 0 | 0 |  PACMA | 0 | 0 |
|  ESCAÑOS EN BLANCO | 0 | 0 | -0,87 |  EB | 1 | 0,87 |
|  PUM+J | 0 | 0 | 0 |  PUM+J | 0 | 0 |



















| 2023 | Comparado con 10 N - 2019 | | | |
|---------------|---------------------------|---------------|-------|-------|
| | Votos | % | Votos | % |
| Participación | 885 | 75,83 + 3,61% | 801 | 72,22 |
| Abstención | 282 | 24,16 -3,61% | 308 | 27,77 |
| Votos válidos | 868 | 98,07 -0,68% | 791 | 98,75 |
| A candidatura | 859 | 98,96 -0,28% | 785 | 99,24 |
| En blanco | 9 | 1,03 + 0,28% | 6 | 0,75 |
| Votos nulos | 17 | 1,92 + 0,68% | 10 | 1,24 |

| 2023 | | | Comparado con 10 N - 2019 | | | |
|---|-------|-------|---------------------------|---|-----|-------|
| Candidaturas | Votos | % | Candidaturas | Votos | % | |
|  PP | 421 | 48,50 | + 12,22 |  PP | 287 | 36,28 |
|  PSOE | 266 | 30,64 | -2,86 |  PSOE | 265 | 33,50 |
|  VOX | 112 | 12,90 | -3,78 |  VOX | 132 | 16,68 |
|  SUMAR | 51 | 5,87 | | | | |
|  FO | 4 | 0,46 | | | | |
|  PACMA | 2 | 0,23 | -0,27 |  PACMA | 4 | 0,50 |
| ESCAÑOS | 2 | 0,23 | + 0,11 | | | |
|  EN BLANCO | | | |  EB | 1 | 0,12 |
|  3e | 1 | 0,11 | | | | |
|  PCTE | 0 | 0 | -0,12 |  PCTE | 1 | 0,12 |
|  RECORTES CERO | 0 | 0 | | | | |
|  PUM+J | 0 | 0 | 0 |  PUM+J | 0 | 0 |




| 2023 | Comparado con 10 N - 2019 | | | |
|---------------|---------------------------|---------------|-------|-------|
| | Votos | % | Votos | % |
| Participación | 57 | 71,25 + 5,87% | 51 | 65,38 |
| Abstención | 23 | 28,74 - 5,87% | 27 | 34,61 |
| Votos válidos | 57 | 100 + 1,97% | 50 | 98,03 |
| A candidatura | 57 | 100 + 4% | 48 | 96,00 |
| En blanco | 0 | 0 - 4% | 2 | 4,00 |
| Votos nulos | 0 | 0 - 1,96% | 1 | 1,96 |

| 2023 | Comparado con 10 N - 2019 | | | | | |
|---|---------------------------|-------|--------|---|-------|----|
| | Candidaturas | Votos | % | Candidaturas | Votos | % |
|  PP | 35 | 61,40 | + 9,40 |  PP | 26 | 52 |
|  SUMAR | 8 | 14,03 | | | | |
|  VOX | 8 | 14,03 | + 4,03 |  VOX | 5 | 10 |
|  PSOE | 6 | 10,52 | - 7,48 |  PSOE | 9 | 18 |
|  FO | 0 | 0 | | | | |
|  3e | 0 | 0 | | | | |
|  PCTE | 0 | 0 | 0 |  PCTE | 0 | 0 |
|  RECORTES CERO | 0 | 0 | | | | |
|  PACMA | 0 | 0 | 0 |  PACMA | 0 | 0 |
|  ESCAÑOS EN BLANCO | 0 | 0 | 0 |  EB | 0 | 0 |
|  PUM+J | 0 | 0 | - 2 |  PUM+J | 1 | 2 |

| 2023 | Comparado con 10 N - 2019 | | | |
|---------------|---------------------------|---------------|-------|-------|
| | Votos | % | Votos | % |
| Participación | 1.252 | 77,95 + 6,36% | 1.104 | 71,59 |
| Abstención | 354 | 22,04 -6,36% | 438 | 28,40 |
| Votos válidos | 1.229 | 98,16 + 0,43% | 1.079 | 97,73 |
| A candidatura | 1.223 | 99,51 + 0,63% | 1.067 | 98,88 |
| En blanco | 6 | 0,48 -0,63% | 12 | 1,11 |
| Votos nulos | 23 | 1,83 -0,43% | 25 | 2,26 |

| 2023 | Comparado con 10 N - 2019 | | | | | |
|--|---------------------------|-------|---------|---|-------|-------|
| Candidaturas | Votos | % | | Candidaturas | Votos | % |
|  PP | 557 | 45,32 | + 11,31 |  PP | 367 | 34,01 |
|  PSOE | 483 | 39,30 | -1,66 |  PSOE | 442 | 40,96 |
|  SUMAR | 101 | 8,21 | | | | |
|  VOX | 63 | 5,12 | -1,27 |  VOX | 69 | 6,39 |
|  PACMA | 7 | 0,56 | + 0,29 |  PACMA | 3 | 0,27 |
| ESCAÑOS  EN BLANCO | 5 | 0,40 | + 0,31 |  EB | 1 | 0,09 |
|  PUM+J | 3 | 0,24 | + 0,15 |  PUM+J | 1 | 0,09 |
|  PCTE | 2 | 0,16 | -0,02 |  PCTE | 2 | 0,18 |
|  FO | 1 | 0,08 | | | | |
|  3e | 1 | 0,08 | | | | |
|  RECORTES CERO | 0 | 0 | | | | |








| 2023 | Comparado con 10 N - 2019 | | | |
|---------------|---------------------------|---------------|-------|--------|
| | Votos | % | Votos | % |
| Participación | 67 | 81,70 + 8,76% | 62 | 72,94 |
| Abstención | 15 | 18,29 -8,76% | 23 | 27,05 |
| Votos válidos | 65 | 97,01 -2,99% | 62 | 100,00 |
| A candidatura | 65 | 100 + 1,62% | 61 | 98,38 |
| En blanco | 0 | 0 -1,61% | 1 | 1,61 |
| Votos nulos | 2 | 2,98 + 2,98% | 0 | 0,00 |

| 2023 | Comparado con 10 N - 2019 | | | | | |
|---|---------------------------|-------|--------|---|-------|-------|
| Candidaturas | Votos | % | | Candidaturas | Votos | % |
|  PP | 40 | 61,53 | -2,98 |  PP | 40 | 64,51 |
|  PSOE | 14 | 21,53 | -1,05 |  PSOE | 14 | 22,58 |
|  SUMAR | 5 | 7,69 | | | | |
|  VOX | 5 | 7,69 | + 4,47 |  VOX | 2 | 3,22 |
|  PACMA | 1 | 1,53 | + 1,53 |  PACMA | 0 | 0 |
|  FO | 0 | 0 | | | | |
|  3e | 0 | 0 | | | | |
|  PCTE | 0 | 0 | 0 |  PCTE | 0 | 0 |
|  RECORTES CERO | 0 | 0 | | | | |
|  ESCAÑOS EN BLANCO | 0 | 0 | 0 |  EB | 0 | 0 |
|  PUM+J | 0 | 0 | 0 |  PUM+J | 0 | 0 |
















| 2023 | Comparado con 10 N - 2019 | | | |
|---------------|---------------------------|---------------|-------|--------|
| | Votos | % | Votos | % |
| Participación | 80 | 81,63 + 7,06% | 88 | 74,57 |
| Abstención | 18 | 18,36 - 7,06% | 30 | 25,42 |
| Votos válidos | 77 | 96,25 - 3,75% | 88 | 100,00 |
| A candidatura | 76 | 98,70 + 0,98% | 86 | 97,72 |
| En blanco | 1 | 1,29 - 0,98% | 2 | 2,27 |
| Votos nulos | 3 | 3,75 + 3,75% | 0 | 0,00 |

| 2023 | Comparado con 10 N - 2019 | | | | | |
|---|---------------------------|-------|--------|---|-------|-------|
| Candidaturas | Votos | % | | Candidaturas | Votos | % |
|  PP | 36 | 46,75 | + 9,25 |  PP | 33 | 37,50 |
|  PSOE | 24 | 31,16 | - 2,93 |  PSOE | 30 | 34,09 |
|  VOX | 9 | 11,68 | + 1,46 |  VOX | 9 | 10,22 |
|  SUMAR | 4 | 5,19 | | | | |
|  PACMA | 2 | 2,59 | + 2,59 |  PACMA | 0 | 0 |
|  3e | 1 | 1,29 | | | | |
|  FO | 0 | 0 | | | | |
|  PCTE | 0 | 0 | - 1,13 |  PCTE | 1 | 1,13 |
|  RECORTES CERO | 0 | 0 | | | | |
|  ESCAÑOS EN BLANCO | 0 | 0 | 0 |  EB | 0 | 0 |
|  PUM+J | 0 | 0 | 0 |  PUM+J | 0 | 0 |



















| 2023 | Comparado con 10 N - 2019 | | | |
|---------------|---------------------------|---------------|-------|-------|
| | Votos | % | Votos | % |
| Participación | 1.749 | 72,36 + 3,11% | 1.617 | 69,25 |
| Abstención | 668 | 27,63 - 3,11% | 718 | 30,74 |
| Votos válidos | 1.717 | 98,17 + 0,22% | 1.584 | 97,95 |
| A candidatura | 1.697 | 98,83 + 0,60% | 1.556 | 98,23 |
| En blanco | 20 | 1,16 - 0,60% | 28 | 1,76 |
| Votos nulos | 32 | 1,82 - 0,22% | 33 | 2,04 |

| 2023 | | | Comparado con 10 N - 2019 | | | |
|---|-------|-------|---------------------------|---|-----|-------|
| Candidaturas | Votos | % | Candidaturas | Votos | % | |
|  PP | 727 | 42,34 | + 9,52 |  PP | 520 | 32,82 |
|  PSOE | 592 | 34,47 | - 1,57 |  PSOE | 571 | 36,04 |
|  VOX | 187 | 10,89 | - 0,41 |  VOX | 179 | 11,30 |
|  SUMAR | 170 | 9,90 | | | | |
|  PCTE | 6 | 0,34 | + 0,22 |  PCTE | 2 | 0,12 |
|  PACMA | 5 | 0,29 | - 0,21 |  PACMA | 8 | 0,50 |
|  FO | 3 | 0,17 | | | | |
|  RECORTES CERO | 2 | 0,11 | | | | |
|  ESCAÑOS EN BLANCO | 2 | 0,11 | + 0,11 |  EB | 0 | 0 |
|  PUM+J | 2 | 0,11 | + 0,05 |  PUM+J | 1 | 0,06 |
|  3e | 1 | 0,05 | | | | |





| 2023 | Comparado con 10 N - 2019 | | | |
|---------------|---------------------------|----------------|-------|--------|
| | Votos | % | Votos | % |
| Participación | 64 | 84,21 + 11,20% | 46 | 73,01 |
| Abstención | 12 | 15,78 -11,20% | 17 | 26,98 |
| Votos válidos | 64 | 100 + 6,53% | 43 | 93,47 |
| A candidatura | 64 | 100 0% | 43 | 100,00 |
| En blanco | 0 | 0 0% | 0 | 0,00 |
| Votos nulos | 0 | 0 -6,52% | 3 | 6,52 |

| 2023 | | | Comparado con 10 N - 2019 | | | |
|---|-------|-------|---------------------------|---|----|-------|
| Candidaturas | Votos | % | Candidaturas | Votos | % | |
|  PP | 37 | 57,81 | + 20,61 |  PP | 16 | 37,20 |
|  PSOE | 19 | 29,68 | + 11,08 |  PSOE | 8 | 18,60 |
|  VOX | 5 | 7,81 | -8,46 |  VOX | 7 | 16,27 |
|  SUMAR | 3 | 4,68 | | | | |
|  FO | 0 | 0 | | | | |
|  3e | 0 | 0 | | | | |
|  PCTE | 0 | 0 | 0 |  PCTE | 0 | 0 |
|  RECORTES CERO | 0 | 0 | | | | |
|  PACMA | 0 | 0 | 0 |  PACMA | 0 | 0 |
|  ESCAÑOS EN BLANCO | 0 | 0 | 0 |  EB | 0 | 0 |
|  PUM+J | 0 | 0 | 0 |  PUM+J | 0 | 0 |



















| 2023 | Comparado con 10 N - 2019 | | | |
|---------------|---------------------------|---------------|-------|-------|
| | Votos | % | Votos | % |
| Participación | 219 | 77,65 + 1,23% | 201 | 76,42 |
| Abstención | 63 | 22,34 -1,23% | 62 | 23,57 |
| Votos válidos | 212 | 96,80 + 0,29% | 194 | 96,51 |
| A candidatura | 210 | 99,05 + 1,63% | 189 | 97,42 |
| En blanco | 2 | 0,94 -1,63% | 5 | 2,57 |
| Votos nulos | 7 | 3,19 -0,29% | 7 | 3,48 |

| 2023 | Comparado con 10 N - 2019 | | | | | |
|---|---------------------------|-------|--------|---|-------|-------|
| Candidaturas | Votos | % | | Candidaturas | Votos | % |
|  PP | 111 | 52,35 | + 7,51 |  PP | 87 | 44,84 |
|  PSOE | 63 | 29,71 | + 1,88 |  PSOE | 54 | 27,83 |
|  VOX | 19 | 8,96 | -0,31 |  VOX | 18 | 9,27 |
|  SUMAR | 16 | 7,54 | | | | |
|  PUM+J | 1 | 0,47 | + 0,47 |  PUM+J | 0 | 0 |
|  FO | 0 | 0 | | | | |
|  3e | 0 | 0 | | | | |
|  PCTE | 0 | 0 | 0 |  PCTE | 0 | 0 |
|  RECORTES CERO | 0 | 0 | | | | |
|  PACMA | 0 | 0 | 0 |  PACMA | 0 | 0 |
|  ESCAÑOS EN BLANCO | 0 | 0 | 0 |  EB | 0 | 0 |
















| 2023 | Comparado con 10 N - 2019 | | | | |
|---------------|---------------------------|-------|--------|-------|--------|
| | Votos | % | | Votos | % |
| Participación | 13 | 76,47 | -5,34% | 18 | 81,81 |
| Abstención | 4 | 23,52 | +5,34% | 4 | 18,18 |
| Votos válidos | 13 | 100 | 0% | 18 | 100,00 |
| A candidatura | 12 | 92,30 | +8,97% | 15 | 83,33 |
| En blanco | 1 | 7,69 | -8,97% | 3 | 16,66 |
| Votos nulos | 0 | 0 | 0% | 0 | 0,00 |

| 2023 | | | | Comparado con 10 N - 2019 | | |
|---|-------|-------|-------|---|-------|-------|
| Candidaturas | Votos | % | | Candidaturas | Votos | % |
|  PSOE | 5 | 38,46 | -0,42 |  PSOE | 7 | 38,88 |
|  PP | 4 | 30,76 | +8,54 |  PP | 4 | 22,22 |
|  SUMAR | 3 | 23,07 | | | | |
|  FO | 0 | 0 | | | | |
|  3e | 0 | 0 | | | | |
|  PCTE | 0 | 0 | 0 |  PCTE | 0 | 0 |
|  RECORTES CERO | 0 | 0 | | | | |
|  PACMA | 0 | 0 | 0 |  PACMA | 0 | 0 |
|  ESCAÑOS EN BLANCO | 0 | 0 | 0 |  EB | 0 | 0 |
|  VOX | 0 | 0 | -5,55 |  VOX | 1 | 5,55 |
|  PUM+J | 0 | 0 | 0 |  PUM+J | 0 | 0 |











| 2023 | Comparado con 10 N - 2019 | | | |
|---------------|---------------------------|---------------|-------|--------|
| | Votos | % | Votos | % |
| Participación | 61 | 83,56 + 5,36% | 61 | 78,20 |
| Abstención | 12 | 16,43 - 5,36% | 17 | 21,79 |
| Votos válidos | 61 | 100 0% | 61 | 100,00 |
| A candidatura | 61 | 100 0% | 61 | 100,00 |
| En blanco | 0 | 0 0% | 0 | 0,00 |
| Votos nulos | 0 | 0 0% | 0 | 0,00 |

| 2023 | Comparado con 10 N - 2019 | | | | | |
|---|---------------------------|-------|---------|--|-------|-------|
| Candidaturas | Votos | % | | Candidaturas | Votos | % |
|  PP | 26 | 42,62 | + 14,76 |  PP | 17 | 27,86 |
|  PSOE | 21 | 34,42 | - 6,56 |  PSOE | 25 | 40,98 |
|  VOX | 8 | 13,11 | 0 |  VOX | 8 | 13,11 |
|  SUMAR | 5 | 8,19 | | | | |
|  FO | 1 | 1,63 | | | | |
|  3e | 0 | 0 | | | | |
|  PCTE | 0 | 0 | 0 |  PCTE | 0 | 0 |
|  RECORTES CERO | 0 | 0 | | | | |
|  PACMA | 0 | 0 | - 3,27 |  PACMA | 2 | 3,27 |
|  ESCAÑOS EN BLANCO | 0 | 0 | 0 |  EB | 0 | 0 |
|  PUM+J | 0 | 0 | 0 |  PUM+J | 0 | 0 |



















| 2023 | Comparado con 10 N - 2019 | | | |
|---------------|---------------------------|---------------|-------|--------|
| | Votos | % | Votos | % |
| Participación | 163 | 81,09 + 8,92% | 166 | 72,17 |
| Abstención | 38 | 18,90 -8,92% | 64 | 27,82 |
| Votos válidos | 163 | 100 0% | 166 | 100,00 |
| A candidatura | 161 | 98,77 -1,23% | 166 | 100,00 |
| En blanco | 2 | 1,22 + 1,22% | 0 | 0,00 |
| Votos nulos | 0 | 0 0% | 0 | 0,00 |

| 2023 | Comparado con 10 N - 2019 | | | | | |
|---|---------------------------|-------|---------|---|-------|-------|
| Candidaturas | Votos | % | | Candidaturas | Votos | % |
|  PP | 91 | 55,82 | + 10,04 |  PP | 76 | 45,78 |
|  PSOE | 45 | 27,60 | -1,91 |  PSOE | 49 | 29,51 |
|  VOX | 15 | 9,20 | -3,45 |  VOX | 21 | 12,65 |
|  SUMAR | 10 | 6,13 | | | | |
|  FO | 0 | 0 | | | | |
|  3e | 0 | 0 | | | | |
|  PCTE | 0 | 0 | 0 |  PCTE | 0 | 0 |
|  RECORTES CERO | 0 | 0 | | | | |
|  PACMA | 0 | 0 | 0 |  PACMA | 0 | 0 |
|  ESCAÑOS EN BLANCO | 0 | 0 | 0 | | 0 | 0 |
|  EB | | | |  EB | | |
|  PUM+J | 0 | 0 | -1,20 |  PUM+J | 2 | 1,20 |

















| 2023 | Comparado con 10 N - 2019 | | | |
|---------------|---------------------------|---------------|-------|-------|
| | Votos | % | Votos | % |
| Participación | 120 | 86,95 + 4,72% | 125 | 82,23 |
| Abstención | 18 | 13,04 -4,72% | 27 | 17,76 |
| Votos válidos | 118 | 98,33 + 0,73% | 122 | 97,60 |
| A candidatura | 118 | 100 + 0,82% | 121 | 99,18 |
| En blanco | 0 | 0 -0,81% | 1 | 0,81 |
| Votos nulos | 2 | 1,66 -0,74% | 3 | 2,40 |

| 2023 | Comparado con 10 N - 2019 | | | | | |
|---|---------------------------|-------|--------|---|-------|-------|
| Candidaturas | Votos | % | | Candidaturas | Votos | % |
|  PP | 64 | 54,23 | + 5,05 |  PP | 60 | 49,18 |
|  PSOE | 38 | 32,20 | -2,22 |  PSOE | 42 | 34,42 |
|  VOX | 15 | 12,71 | + 5,34 |  VOX | 9 | 7,37 |
|  SUMAR | 1 | 0,84 | | | | |
|  FO | 0 | 0 | | | | |
|  3e | 0 | 0 | | | | |
|  PCTE | 0 | 0 | 0 |  PCTE | 0 | 0 |
|  RECORTES CERO | 0 | 0 | | | | |
|  PACMA | 0 | 0 | 0 |  PACMA | 0 | 0 |
|  ESCAÑOS EN BLANCO | 0 | 0 | 0 |  EB | 0 | 0 |
|  PUM+J | 0 | 0 | 0 |  PUM+J | 0 | 0 |
















| 2023 | Comparado con 10 N - 2019 | | | |
|---------------|---------------------------|---------------|-------|-------|
| | Votos | % | Votos | % |
| Participación | 6.311 | 71,53 + 5,96% | 5.668 | 65,57 |
| Abstención | 2.511 | 28,46 -5,96% | 2.976 | 34,42 |
| Votos válidos | 6.206 | 98,33 -0,31% | 5.591 | 98,64 |
| A candidatura | 6.152 | 99,12 + 0,07% | 5.538 | 99,05 |
| En blanco | 54 | 0,87 -0,07% | 53 | 0,94 |
| Votos nulos | 105 | 1,66 + 0,31% | 77 | 1,35 |

| 2023 | Comparado con 10 N - 2019 | | | | | |
|---|---------------------------|-------|--------|---|-------|-------|
| | Candidaturas | Votos | % | Candidaturas | Votos | % |
|  PSOE | 2.483 | 40 | + 3,21 |  PSOE | 2.057 | 36,79 |
|  PP | 2.344 | 37,76 | + 9,52 |  PP | 1.579 | 28,24 |
|  VOX | 665 | 10,71 | -1,91 |  VOX | 706 | 12,62 |
|  SUMAR | 569 | 9,16 | | | | |
|  PACMA | 35 | 0,56 | -0,42 |  PACMA | 55 | 0,98 |
|  ESCAÑOS EN BLANCO | 15 | 0,24 | -0,08 |  EB | 18 | 0,32 |
|  3e | 12 | 0,19 | | | | |
|  FO | 11 | 0,17 | | | | |
|  PCTE | 7 | 0,11 | -0,10 |  PCTE | 12 | 0,21 |
|  PUM+J | 6 | 0,09 | -0,12 |  PUM+J | 12 | 0,21 |
|  RECORTES CERO | 5 | 0,08 | | | | |

| 2023 | Comparado con 10 N - 2019 | | | | |
|---------------|---------------------------|-------|---------|-------|-------|
| | Votos | % | | Votos | % |
| Participación | 249 | 88,29 | + 5,02% | 239 | 83,27 |
| Abstención | 33 | 11,70 | -5,02% | 48 | 16,72 |
| Votos válidos | 248 | 99,59 | + 1,27% | 235 | 98,32 |
| A candidatura | 245 | 98,79 | + 0,07% | 232 | 98,72 |
| En blanco | 3 | 1,20 | -0,07% | 3 | 1,27 |
| Votos nulos | 1 | 0,40 | -1,27% | 4 | 1,67 |

| 2023 | Comparado con 10 N - 2019 | | | | | |
|---|---------------------------|-------|--------|--|-------|-------|
| Candidaturas | Votos | % | | Candidaturas | Votos | % |
|  PP | 105 | 42,33 | + 4,46 |  PP | 89 | 37,87 |
|  PSOE | 101 | 40,72 | + 1,15 |  PSOE | 93 | 39,57 |
|  SUMAR | 22 | 8,87 | | | | |
|  VOX | 16 | 6,45 | -4,18 |  VOX | 25 | 10,63 |
|  PACMA | 1 | 0,40 | + 0,40 |  PACMA | 0 | 0 |
|  FO | 0 | 0 | | | | |
|  3e | 0 | 0 | | | | |
|  PCTE | 0 | 0 | 0 |  PCTE | 0 | 0 |
|  RECORTES CERO | 0 | 0 | | | | |
|  ESCAÑOS EN BLANCO | 0 | 0 | 0 |  EB | 0 | 0 |
|  PUM+J | 0 | 0 | -0,42 |  PUM+J | 1 | 0,42 |

| 2023 | Comparado con 10 N - 2019 | | | |
|---------------|---------------------------|---------------|-------|-------|
| | Votos | % | Votos | % |
| Participación | 72 | 80,89 + 6,98% | 68 | 73,91 |
| Abstención | 17 | 19,10 -6,98% | 24 | 26,08 |
| Votos válidos | 72 | 100 + 2,95% | 66 | 97,05 |
| A candidatura | 70 | 97,22 -1,26% | 65 | 98,48 |
| En blanco | 2 | 2,77 + 1,26% | 1 | 1,51 |
| Votos nulos | 0 | 0 -2,94% | 2 | 2,94 |

| 2023 | Comparado con 10 N - 2019 | | | | | |
|---|---------------------------|-------|--------|---|-------|-------|
| Candidaturas | Votos | % | | Candidaturas | Votos | % |
|  PSOE | 31 | 43,05 | + 6,69 |  PSOE | 24 | 36,36 |
|  PP | 30 | 41,66 | + 8,33 |  PP | 22 | 33,33 |
|  SUMAR | 6 | 8,33 | | | | |
|  VOX | 3 | 4,16 | + 2,65 |  VOX | 1 | 1,51 |
|  FO | 0 | 0 | | | | |
|  3e | 0 | 0 | | | | |
|  PCTE | 0 | 0 | 0 |  PCTE | 0 | 0 |
|  RECORTES CERO | 0 | 0 | | | | |
|  PACMA | 0 | 0 | -6,06 |  PACMA | 4 | 6,06 |
|  ESCAÑOS EN BLANCO | 0 | 0 | 0 |  EB | 0 | 0 |
|  PUM+J | 0 | 0 | 0 |  PUM+J | 0 | 0 |



















| 2023 | Comparado con 10 N - 2019 | | | |
|---------------|---------------------------|---------------|-------|-------|
| | Votos | % | Votos | % |
| Participación | 93 | 85,32 + 4,02% | 87 | 81,30 |
| Abstención | 16 | 14,67 -4,02% | 20 | 18,69 |
| Votos válidos | 89 | 95,69 -3,16% | 86 | 98,85 |
| A candidatura | 84 | 94,38 -3,29% | 84 | 97,67 |
| En blanco | 5 | 5,61 + 3,29% | 2 | 2,32 |
| Votos nulos | 4 | 4,30 + 3,16% | 1 | 1,14 |

| 2023 | | | | Comparado con 10 N - 2019 | | |
|---------------------|-------|-------|--------|---------------------------|-------|-------|
| Candidaturas | Votos | % | | Candidaturas | Votos | % |
| ● PP | 36 | 40,44 | + 0,91 | ● PP | 34 | 39,53 |
| ● PSOE | 31 | 34,83 | + 1,11 | ● PSOE | 29 | 33,72 |
| ● VOX | 9 | 10,11 | + 6,63 | ● VOX | 3 | 3,48 |
| ● SUMAR | 7 | 7,86 | | | | |
| ● 3e | 1 | 1,12 | | | | |
| ● FO | 0 | 0 | | | | |
| ● PCTE | 0 | 0 | 0 | ● PCTE | 0 | 0 |
| ● RECORTES CERO | 0 | 0 | | | | |
| ● PACMA | 0 | 0 | 0 | ● PACMA | 0 | 0 |
| ● ESCAÑOS EN BLANCO | 0 | 0 | 0 | ● EB | 0 | 0 |
| ● PUM+J | 0 | 0 | 0 | ● PUM+J | 0 | 0 |



















| 2023 | Comparado con 10 N - 2019 | | | |
|---------------|---------------------------|---------------|-------|-------|
| | Votos | % | Votos | % |
| Participación | 263 | 79,45 + 5,17% | 234 | 74,28 |
| Abstención | 68 | 20,54 - 5,17% | 81 | 25,71 |
| Votos válidos | 258 | 98,09 + 0,23% | 229 | 97,86 |
| A candidatura | 255 | 98,83 - 0,73% | 228 | 99,56 |
| En blanco | 3 | 1,16 + 0,73% | 1 | 0,43 |
| Votos nulos | 5 | 1,90 - 0,23% | 5 | 2,13 |

| 2023 | Comparado con 10 N - 2019 | | | | | |
|--|---------------------------|-------|--------|---|-------|-------|
| Candidaturas | Votos | % | | Candidaturas | Votos | % |
|  PP | 122 | 47,28 | + 1,87 |  PP | 104 | 45,41 |
|  PSOE | 85 | 32,94 | - 2,86 |  PSOE | 82 | 35,80 |
|  VOX | 29 | 11,24 | + 1,20 |  VOX | 23 | 10,04 |
|  SUMAR | 16 | 6,20 | | | | |
|  FO | 1 | 0,38 | | | | |
|  3e | 1 | 0,38 | | | | |
|  ESCAÑOS EN BLANCO | 1 | 0,38 | + 0,38 |  EB | 0 | 0 |
|  PCTE | 0 | 0 | 0 |  PCTE | 0 | 0 |
|  RECORTES CERO | 0 | 0 | | | | |
|  PACMA | 0 | 0 | 0 |  PACMA | 0 | 0 |
|  PUM+J | 0 | 0 | 0 |  PUM+J | 0 | 0 |


| 2023 | Comparado con 10 N - 2019 | | | |
|---------------|---------------------------|---------------|-------|--------|
| | Votos | % | Votos | % |
| Participación | 87 | 77,67 + 5,50% | 83 | 72,17 |
| Abstención | 25 | 22,32 - 5,50% | 32 | 27,82 |
| Votos válidos | 86 | 98,85 - 1,15% | 83 | 100,00 |
| A candidatura | 85 | 98,83 - 1,17% | 83 | 100,00 |
| En blanco | 1 | 1,16 + 1,16% | 0 | 0,00 |
| Votos nulos | 1 | 1,14 + 1,14% | 0 | 0,00 |

| 2023 | | | | Comparado con 10 N - 2019 | | |
|---|-------|-------|--------|---|-------|-------|
| Candidaturas | Votos | % | | Candidaturas | Votos | % |
|  PP | 40 | 46,51 | + 6,76 |  PP | 33 | 39,75 |
|  PSOE | 30 | 34,88 | - 4,87 |  PSOE | 33 | 39,75 |
|  VOX | 12 | 13,95 | + 6,73 |  VOX | 6 | 7,22 |
|  SUMAR | 3 | 3,48 | | | | |
|  FO | 0 | 0 | | | | |
|  3e | 0 | 0 | | | | |
|  PCTE | 0 | 0 | 0 |  PCTE | 0 | 0 |
|  RECORTES CERO | 0 | 0 | | | | |
|  PACMA | 0 | 0 | 0 |  PACMA | 0 | 0 |
|  ESCAÑOS EN BLANCO | 0 | 0 | 0 |  EB | 0 | 0 |
|  PUM+J | 0 | 0 | 0 |  PUM+J | 0 | 0 |


| 2023 | Comparado con 10 N - 2019 | | | | |
|---------------|---------------------------|-------|--------|-------|--------|
| | Votos | % | | Votos | % |
| Participación | 14 | 93,33 | -6,67% | 16 | 100,00 |
| Abstención | 1 | 6,66 | +6,66% | 0 | 0,00 |
| Votos válidos | 14 | 100 | 0% | 16 | 100,00 |
| A candidatura | 14 | 100 | 0% | 16 | 100,00 |
| En blanco | 0 | 0 | 0% | 0 | 0,00 |
| Votos nulos | 0 | 0 | 0% | 0 | 0,00 |

| 2023 | Comparado con 10 N - 2019 | | | | | |
|---|---------------------------|-------|--------|---|-------|-------|
| Candidaturas | Votos | % | | Candidaturas | Votos | % |
|  PP | 7 | 50 | 0 |  PP | 8 | 50 |
|  PSOE | 5 | 35,71 | +16,96 |  PSOE | 3 | 18,75 |
|  3e | 1 | 7,14 | | | | |
|  VOX | 1 | 7,14 | -17,86 |  VOX | 4 | 25 |
|  FO | 0 | 0 | | | | |
|  PCTE | 0 | 0 | 0 |  PCTE | 0 | 0 |
|  SUMAR | 0 | 0 | | | | |
|  RECORTES CERO | 0 | 0 | | | | |
|  PACMA | 0 | 0 | 0 |  PACMA | 0 | 0 |
|  ESCAÑOS EN BLANCO | 0 | 0 | 0 |  EB | 0 | 0 |
|  PUM+J | 0 | 0 | 0 |  PUM+J | 0 | 0 |



















| 2023 | Comparado con 10 N - 2019 | | | |
|---------------|---------------------------|---------------|-------|--------|
| | Votos | % | Votos | % |
| Participación | 62 | 78,48 + 5,23% | 63 | 73,25 |
| Abstención | 17 | 21,51 - 5,23% | 23 | 26,74 |
| Votos válidos | 62 | 100 0% | 63 | 100,00 |
| A candidatura | 61 | 98,38 - 1,62% | 63 | 100,00 |
| En blanco | 1 | 1,61 + 1,61% | 0 | 0,00 |
| Votos nulos | 0 | 0 0% | 0 | 0,00 |

| 2023 | Comparado con 10 N - 2019 | | | | | |
|---|---------------------------|-------|---------|---|-------|-------|
| Candidaturas | Votos | % | | Candidaturas | Votos | % |
|  PP | 32 | 51,61 | + 15,11 |  PP | 23 | 36,50 |
|  PSOE | 21 | 33,87 | + 0,54 |  PSOE | 21 | 33,33 |
|  SUMAR | 4 | 6,45 | | | | |
|  VOX | 3 | 4,83 | - 7,86 |  VOX | 8 | 12,69 |
|  PACMA | 1 | 1,61 | + 1,61 |  PACMA | 0 | 0 |
|  FO | 0 | 0 | | | | |
|  3e | 0 | 0 | | | | |
|  PCTE | 0 | 0 | 0 |  PCTE | 0 | 0 |
|  RECORTES CERO | 0 | 0 | | | | |
|  ESCAÑOS EN BLANCO | 0 | 0 | 0 |  EB | 0 | 0 |
|  PUM+J | 0 | 0 | 0 |  PUM+J | 0 | 0 |












| 2023 | | | Comparado con 10 N - 2019 | |
|---------------|-------|---------------|---------------------------|-------|
| | Votos | % | Votos | % |
| Participación | 524 | 83,43 + 3,97% | 503 | 79,46 |
| Abstención | 104 | 16,56 -3,97% | 130 | 20,53 |
| Votos válidos | 517 | 98,66 -0,54% | 499 | 99,20 |
| A candidatura | 516 | 99,80 + 0,21% | 497 | 99,59 |
| En blanco | 1 | 0,19 -0,21% | 2 | 0,40 |
| Votos nulos | 7 | 1,33 + 0,54% | 4 | 0,79 |

| 2023 | | | Comparado con 10 N - 2019 | | | |
|---|-------|-------|---------------------------|---|-----|-------|
| Candidaturas | Votos | % | Candidaturas | Votos | % | |
|  PP | 310 | 59,96 | + 10,27 |  PP | 248 | 49,69 |
|  PSOE | 122 | 23,59 | -1,25 |  PSOE | 124 | 24,84 |
|  VOX | 65 | 12,57 | -2,86 |  VOX | 77 | 15,43 |
|  SUMAR | 13 | 2,51 | | | | |
|  ESCAÑOS EN BLANCO | 3 | 0,58 | + 0,58 |  EB | 0 | 0 |
|  3e | 2 | 0,38 | | | | |
|  PACMA | 1 | 0,19 | + 0,19 |  PACMA | 0 | 0 |
|  FO | 0 | 0 | | | | |
|  PCTE | 0 | 0 | 0 |  PCTE | 0 | 0 |
|  RECORTES CERO | 0 | 0 | | | | |
|  PUM+J | 0 | 0 | -0,20 |  PUM+J | 1 | 0,20 |



















| 2023 | Comparado con 10 N - 2019 | | | |
|---------------|---------------------------|---------------|-------|--------|
| | Votos | % | Votos | % |
| Participación | 334 | 78,77 + 1,83% | 347 | 76,94 |
| Abstención | 90 | 21,22 -1,83% | 104 | 23,05 |
| Votos válidos | 333 | 99,70 + 0,57% | 344 | 99,13 |
| A candidatura | 330 | 99,09 -0,91% | 344 | 100,00 |
| En blanco | 3 | 0,90 + 0,90% | 0 | 0,00 |
| Votos nulos | 1 | 0,29 -0,57% | 3 | 0,86 |

| 2023 | | | Comparado con 10 N - 2019 | | | |
|---|-------|-------|---------------------------|---|-----|-------|
| Candidaturas | Votos | % | Candidaturas | Votos | % | |
|  PP | 200 | 60,06 | + 6,87 |  PP | 183 | 53,19 |
|  PSOE | 86 | 25,82 | -0,34 |  PSOE | 90 | 26,16 |
|  VOX | 33 | 9,90 | -2,01 |  VOX | 41 | 11,91 |
|  SUMAR | 11 | 3,30 | | | | |
|  FO | 0 | 0 | | | | |
|  3e | 0 | 0 | | | | |
|  PCTE | 0 | 0 | 0 |  PCTE | 0 | 0 |
|  RECORTES CERO | 0 | 0 | | | | |
|  PACMA | 0 | 0 | 0 |  PACMA | 0 | 0 |
|  ESCAÑOS EN BLANCO | 0 | 0 | 0 |  EB | 0 | 0 |
|  PUM+J | 0 | 0 | -0,29 |  PUM+J | 1 | 0,29 |















| 2023 | Comparado con 10 N - 2019 | | | |
|---------------|---------------------------|---------------|-------|--------|
| | Votos | % | Votos | % |
| Participación | 20 | 100 + 6,67% | 14 | 93,33 |
| Abstención | 0 | 0 -6,66% | 1 | 6,66 |
| Votos válidos | 18 | 90 -10% | 14 | 100,00 |
| A candidatura | 17 | 94,44 + 1,59% | 13 | 92,85 |
| En blanco | 1 | 5,55 -1,59% | 1 | 7,14 |
| Votos nulos | 2 | 10 + 10% | 0 | 0,00 |

| 2023 | | | Comparado con 10 N - 2019 | | | |
|---|-------|-------|---------------------------|---|----|-------|
| Candidaturas | Votos | % | Candidaturas | Votos | % | |
|  PP | 11 | 61,11 | -10,31 |  PP | 10 | 71,42 |
|  PSOE | 2 | 11,11 | + 3,97 |  PSOE | 1 | 7,14 |
|  VOX | 2 | 11,11 | -3,17 |  VOX | 2 | 14,28 |
|  SUMAR | 1 | 5,55 | | | | |
|  PUM+J | 1 | 5,55 | + 5,55 |  PUM+J | 0 | 0 |
|  FO | 0 | 0 | | | | |
|  3e | 0 | 0 | | | | |
|  PCTE | 0 | 0 | 0 |  PCTE | 0 | 0 |
|  RECORTES CERO | 0 | 0 | | | | |
|  PACMA | 0 | 0 | 0 |  PACMA | 0 | 0 |
|  ESCAÑOS EN BLANCO | 0 | 0 | 0 |  EB | 0 | 0 |











| 2023 | Comparado con 10 N - 2019 | | | |
|---------------|---------------------------|---------------|-------|--------|
| | Votos | % | Votos | % |
| Participación | 95 | 85,58 + 7,37% | 79 | 78,21 |
| Abstención | 16 | 14,41 -7,37% | 22 | 21,78 |
| Votos válidos | 95 | 100 0% | 79 | 100,00 |
| A candidatura | 95 | 100 0% | 79 | 100,00 |
| En blanco | 0 | 0 0% | 0 | 0,00 |
| Votos nulos | 0 | 0 0% | 0 | 0,00 |

| 2023 | | | Comparado con 10 N - 2019 | | | |
|---|-------|-------|---------------------------|---|----|-------|
| Candidaturas | Votos | % | Candidaturas | Votos | % | |
|  PSOE | 41 | 43,15 | -1,15 |  PSOE | 35 | 44,30 |
|  PP | 40 | 42,10 | + 2,86 |  PP | 31 | 39,24 |
|  VOX | 8 | 8,42 | + 3,36 |  VOX | 4 | 5,06 |
|  SUMAR | 5 | 5,26 | | | | |
|  PUM+J | 1 | 1,05 | -0,21 |  PUM+J | 1 | 1,26 |
|  FO | 0 | 0 | | | | |
|  3e | 0 | 0 | | | | |
|  PCTE | 0 | 0 | -1,26 |  PCTE | 1 | 1,26 |
|  RECORTES CERO | 0 | 0 | | | | |
|  PACMA | 0 | 0 | 0 |  PACMA | 0 | 0 |
|  ESCAÑOS EN BLANCO | 0 | 0 | 0 |  EB | 0 | 0 |



















| 2023 | Comparado con 10 N - 2019 | | | |
|---------------|---------------------------|---------------|-------|-------|
| | Votos | % | Votos | % |
| Participación | 289 | 80,72 + 5,06% | 255 | 75,66 |
| Abstención | 69 | 19,27 -5,06% | 82 | 24,33 |
| Votos válidos | 284 | 98,26 + 0,23% | 250 | 98,03 |
| A candidatura | 279 | 98,23 -0,57% | 247 | 98,80 |
| En blanco | 5 | 1,76 + 0,56% | 3 | 1,20 |
| Votos nulos | 5 | 1,73 -0,23% | 5 | 1,96 |

| 2023 | | | Comparado con 10 N - 2019 | | | |
|---|-------|-------|---------------------------|---|-----|-------|
| Candidaturas | Votos | % | Candidaturas | Votos | % | |
|  PP | 157 | 55,28 | + 10,08 |  PP | 113 | 45,20 |
|  PSOE | 76 | 26,76 | -3,24 |  PSOE | 75 | 30 |
|  VOX | 27 | 9,50 | -1,70 |  VOX | 28 | 11,20 |
|  SUMAR | 16 | 5,63 | | | | |
|  FO | 1 | 0,35 | | | | |
|  PACMA | 1 | 0,35 | -0,05 |  PACMA | 1 | 0,40 |
| ESCAÑOS  EN BLANCO | 1 | 0,35 | -0,45 |  EB | 2 | 0,80 |
|  3e | 0 | 0 | | | | |
|  PCTE | 0 | 0 | -0,40 |  PCTE | 1 | 0,40 |
|  RECORTES CERO | 0 | 0 | | | | |
|  PUM+J | 0 | 0 | 0 |  PUM+J | 0 | 0 |



















| 2023 | Comparado con 10 N - 2019 | | | |
|---------------|---------------------------|---------------|-------|-------|
| | Votos | % | Votos | % |
| Participación | 5.698 | 72,53 + 1,91% | 5.130 | 70,62 |
| Abstención | 2.158 | 27,46 -1,91% | 2.134 | 29,37 |
| Votos válidos | 5.625 | 98,71 + 0,10% | 5.059 | 98,61 |
| A candidatura | 5.580 | 99,20 + 0,41% | 4.998 | 98,79 |
| En blanco | 45 | 0,80 -0,40% | 61 | 1,20 |
| Votos nulos | 73 | 1,28 -0,10% | 71 | 1,38 |

| 2023 | | | Comparado con 10 N - 2019 | | | |
|---|-------|-------|---------------------------|---|-------|-------|
| Candidaturas | Votos | % | Candidaturas | Votos | % | |
|  PP | 2.771 | 49,26 | + 12,60 |  PP | 1.855 | 36,66 |
|  PSOE | 1.589 | 28,24 | + 1,34 |  PSOE | 1.361 | 26,90 |
|  VOX | 819 | 14,56 | -0,83 |  VOX | 779 | 15,39 |
|  SUMAR | 308 | 5,47 | | | | |
|  PACMA | 37 | 0,65 | -0,37 |  PACMA | 52 | 1,02 |
| ESCAÑOS | 22 | 0,39 | + 0,18 | | 11 | 0,21 |
|  EN BLANCO | | | |  EB | | |
|  FO | 14 | 0,24 | | | | |
|  3e | 8 | 0,14 | | | | |
|  PCTE | 7 | 0,12 | -0,13 |  PCTE | 13 | 0,25 |
|  PUM+J | 4 | 0,07 | -0,14 |  PUM+J | 11 | 0,21 |
|  RECORTES CERO | 1 | 0,01 | | | | |

| 2023 | Comparado con 10 N - 2019 | | | |
|---------------|---------------------------|--------|-------|--------|
| | Votos | % | Votos | % |
| Participación | 15 | 100 0% | 15 | 100,00 |
| Abstención | 0 | 0 0% | 0 | 0,00 |
| Votos válidos | 15 | 100 0% | 15 | 100,00 |
| A candidatura | 15 | 100 0% | 15 | 100,00 |
| En blanco | 0 | 0 0% | 0 | 0,00 |
| Votos nulos | 0 | 0 0% | 0 | 0,00 |

| 2023 | Comparado con 10 N - 2019 | | | | | |
|---|---------------------------|-------|---|---|-------|-------|
| Candidaturas | Votos | % | | Candidaturas | Votos | % |
|  PP | 12 | 80 | 0 |  PP | 12 | 80 |
|  VOX | 2 | 13,33 | 0 |  VOX | 2 | 13,33 |
|  PSOE | 1 | 6,66 | 0 |  PSOE | 1 | 6,66 |
|  FO | 0 | 0 | | | | |
|  3e | 0 | 0 | | | | |
|  PCTE | 0 | 0 | 0 |  PCTE | 0 | 0 |
|  SUMAR | 0 | 0 | | | | |
|  RECORTES CERO | 0 | 0 | | | | |
|  PACMA | 0 | 0 | 0 |  PACMA | 0 | 0 |
|  ESCAÑOS EN BLANCO | 0 | 0 | 0 |  EB | 0 | 0 |
|  PUM+J | 0 | 0 | 0 |  PUM+J | 0 | 0 |



















| 2023 | Comparado con 10 N - 2019 | | | |
|---------------|---------------------------|----------------|-------|--------|
| | Votos | % | Votos | % |
| Participación | 146 | 80,21 + 11,88% | 123 | 68,33 |
| Abstención | 36 | 19,78 -11,88% | 57 | 31,66 |
| Votos válidos | 146 | 100 0% | 123 | 100,00 |
| A candidatura | 143 | 97,94 + 0,38% | 120 | 97,56 |
| En blanco | 3 | 2,05 -0,38% | 3 | 2,43 |
| Votos nulos | 0 | 0 0% | 0 | 0,00 |

| 2023 | Comparado con 10 N - 2019 | | | | | |
|---|---------------------------|-------|--------|--|-------|-------|
| Candidaturas | Votos | % | | Candidaturas | Votos | % |
|  PP | 73 | 50 | + 5,29 |  PP | 55 | 44,71 |
|  PSOE | 51 | 34,93 | + 7,29 |  PSOE | 34 | 27,64 |
|  SUMAR | 10 | 6,84 | | | | |
|  VOX | 7 | 4,79 | + 2,36 |  VOX | 3 | 2,43 |
|  PACMA | 1 | 0,68 | + 0,68 |  PACMA | 0 | 0 |
|  PUM+J | 1 | 0,68 | + 0,68 |  PUM+J | 0 | 0 |
|  FO | 0 | 0 | | | | |
|  3e | 0 | 0 | | | | |
|  PCTE | 0 | 0 | 0 |  PCTE | 0 | 0 |
|  RECORTES CERO | 0 | 0 | | | | |
|  ESCAÑOS EN BLANCO | 0 | 0 | 0 |  EB | 0 | 0 |

| 2023 | Comparado con 10 N - 2019 | | | |
|---------------|---------------------------|---------------|-------|--------|
| | Votos | % | Votos | % |
| Participación | 35 | 92,10 + 2,36% | 35 | 89,74 |
| Abstención | 3 | 7,89 -2,36% | 4 | 10,25 |
| Votos válidos | 35 | 100 + 2,86% | 34 | 97,14 |
| A candidatura | 35 | 100 0% | 34 | 100,00 |
| En blanco | 0 | 0 0% | 0 | 0,00 |
| Votos nulos | 0 | 0 -2,85% | 1 | 2,85 |

| 2023 | Comparado con 10 N - 2019 | | | | | |
|---|---------------------------|-------|--------|---|-------|-------|
| Candidaturas | Votos | % | | Candidaturas | Votos | % |
|  PSOE | 12 | 34,28 | + 1,93 |  PSOE | 11 | 32,35 |
|  PP | 9 | 25,71 | -18,40 |  PP | 15 | 44,11 |
|  VOX | 8 | 22,85 | + 5,21 |  VOX | 6 | 17,64 |
|  SUMAR | 5 | 14,28 | | | | |
|  PCTE | 1 | 2,85 | -0,09 |  PCTE | 1 | 2,94 |
|  FO | 0 | 0 | | | | |
|  3e | 0 | 0 | | | | |
|  RECORTES CERO | 0 | 0 | | | | |
|  PACMA | 0 | 0 | 0 |  PACMA | 0 | 0 |
|  ESCAÑOS EN BLANCO | 0 | 0 | 0 | | 0 | 0 |
|  PUM+J | 0 | 0 | -2,94 |  PUM+J | 1 | 2,94 |

| 2023 | Comparado con 10 N - 2019 | | | |
|---------------|---------------------------|---------------|--------|-------|
| | Votos | % | Votos | % |
| Participación | 83.047 | 74,71 + 2,95% | 80.365 | 71,76 |
| Abstención | 28.104 | 25,28 -2,95% | 31.616 | 28,23 |
| Votos válidos | 82.092 | 98,85 + 0,28% | 79.216 | 98,57 |
| A candidatura | 81.294 | 99,02 + 0,15% | 78.323 | 98,87 |
| En blanco | 798 | 0,97 -0,15% | 893 | 1,12 |
| Votos nulos | 955 | 1,14 -0,28% | 1.149 | 1,42 |

| 2023 | Comparado con 10 N - 2019 | | | | | |
|---|---------------------------|-------|---------|---|--------|-------|
| Candidaturas | Votos | % | | Candidaturas | Votos | % |
|  PP | 36.836 | 44,87 | + 12,17 |  PP | 25.907 | 32,70 |
|  PSOE | 30.014 | 36,56 | + 1,88 |  PSOE | 27.475 | 34,68 |
|  VOX | 7.324 | 8,92 | -2,08 |  VOX | 8.717 | 11 |
|  SUMAR | 5.760 | 7,01 | | | | |
|  PACMA | 371 | 0,45 | -0,26 |  PACMA | 569 | 0,71 |
| ESCAÑOS | 359 | 0,43 | + 0,09 | | 270 | 0,34 |
|  EN BLANCO | | | |  EB | | |
|  3e | 150 | 0,18 | | | | |
|  PUM+J | 136 | 0,16 | -0,05 |  PUM+J | 168 | 0,21 |
|  FO | 135 | 0,16 | | | | |
|  PCTE | 125 | 0,15 | -0,01 |  PCTE | 131 | 0,16 |
|  RECORTES CERO | 84 | 0,10 | | | | |

| 2023 | | | Comparado con 10 N - 2019 | |
|---------------|-------|--------------|---------------------------|--------|
| | Votos | % | Votos | % |
| Participación | 126 | 90 + 11,77% | 115 | 78,23 |
| Abstención | 14 | 10 -11,76% | 32 | 21,76 |
| Votos válidos | 124 | 98,41 -0,72% | 114 | 99,13 |
| A candidatura | 123 | 99,19 -0,81% | 114 | 100,00 |
| En blanco | 1 | 0,80 + 0,80% | 0 | 0,00 |
| Votos nulos | 2 | 1,58 + 0,72% | 1 | 0,86 |

| 2023 | | | | | Comparado con 10 N - 2019 | | |
|---|-------|-------|--------|---|---------------------------|-------|--|
| Candidaturas | Votos | % | | Candidaturas | Votos | % | |
|  PP | 84 | 67,74 | + 2,83 |  PP | 74 | 64,91 | |
|  PSOE | 22 | 17,74 | + 3,71 |  PSOE | 16 | 14,03 | |
|  SUMAR | 8 | 6,45 | | | | | |
|  VOX | 7 | 5,64 | -6,64 |  VOX | 14 | 12,28 | |
|  3e | 1 | 0,80 | | | | | |
|  ESCAÑOS EN BLANCO | 1 | 0,80 | + 0,80 |  EB | 0 | 0 | |
|  FO | 0 | 0 | | | | | |
|  PCTE | 0 | 0 | 0 |  PCTE | 0 | 0 | |
|  RECORTES CERO | 0 | 0 | | | | | |
|  PACMA | 0 | 0 | 0 |  PACMA | 0 | 0 | |
|  PUM+J | 0 | 0 | 0 |  PUM+J | 0 | 0 | |















| 2023 | Comparado con 10 N - 2019 | | | | |
|---------------|---------------------------|-------|--------|-------|-------|
| | Votos | % | | Votos | % |
| Participación | 71 | 72,44 | -6,40% | 82 | 78,84 |
| Abstención | 27 | 27,55 | +6,40% | 22 | 21,15 |
| Votos válidos | 71 | 100 | +1,22% | 81 | 98,78 |
| A candidatura | 66 | 92,95 | -3,34% | 78 | 96,29 |
| En blanco | 5 | 7,04 | +3,34% | 3 | 3,70 |
| Votos nulos | 0 | 0 | -1,21% | 1 | 1,21 |

| 2023 | | | Comparado con 10 N - 2019 | | | |
|---|-------|-------|---------------------------|---|-------|-------|
| Candidaturas | Votos | % | | Candidaturas | Votos | % |
|  PP | 44 | 61,97 | +10,12 |  PP | 42 | 51,85 |
|  PSOE | 15 | 21,12 | -3,57 |  PSOE | 20 | 24,69 |
|  VOX | 6 | 8,45 | -1,42 |  VOX | 8 | 9,87 |
| ESCAÑOS  EN BLANCO | 1 | 1,40 | +1,40 |  EB | 0 | 0 |
|  FO | 0 | 0 | | | | |
|  3e | 0 | 0 | | | | |
|  PCTE | 0 | 0 | 0 |  PCTE | 0 | 0 |
|  SUMAR | 0 | 0 | | | | |
|  RECORTES CERO | 0 | 0 | | | | |
|  PACMA | 0 | 0 | 0 |  PACMA | 0 | 0 |
|  PUM+J | 0 | 0 | 0 |  PUM+J | 0 | 0 |














| 2023 | Comparado con 10 N - 2019 | | | |
|---------------|---------------------------|----------------|-------|--------|
| | Votos | % | Votos | % |
| Participación | 49 | 92,45 + 21,62% | 34 | 70,83 |
| Abstención | 4 | 7,54 -21,62% | 14 | 29,16 |
| Votos válidos | 48 | 97,95 + 0,90% | 33 | 97,05 |
| A candidatura | 48 | 100 0% | 33 | 100,00 |
| En blanco | 0 | 0 0% | 0 | 0,00 |
| Votos nulos | 1 | 2,04 -0,90% | 1 | 2,94 |

| 2023 | | | Comparado con 10 N - 2019 | | | |
|--|-------|-------|---------------------------|---|----|-------|
| Candidaturas | Votos | % | Candidaturas | Votos | % | |
|  PSOE | 20 | 41,66 | -0,76 |  PSOE | 14 | 42,42 |
|  PP | 18 | 37,50 | + 4,17 |  PP | 11 | 33,33 |
|  VOX | 5 | 10,41 | -4,74 |  VOX | 5 | 15,15 |
|  SUMAR | 3 | 6,25 | | | | |
|  3e | 1 | 2,08 | | | | |
|  ESCAÑOS EN BLANCO | 1 | 2,08 | + 2,08 |  EB | 0 | 0 |
|  FO | 0 | 0 | | | | |
|  PCTE | 0 | 0 | 0 |  PCTE | 0 | 0 |
|  RECORTES CERO | 0 | 0 | | | | |
|  PACMA | 0 | 0 | 0 |  PACMA | 0 | 0 |
|  PUM+J | 0 | 0 | 0 |  PUM+J | 0 | 0 |

| 2023 | Comparado con 10 N - 2019 | | | |
|---------------|---------------------------|---------------|-------|--------|
| | Votos | % | Votos | % |
| Participación | 49 | 85,96 + 9,85% | 51 | 76,11 |
| Abstención | 8 | 14,03 -9,85% | 16 | 23,88 |
| Votos válidos | 49 | 100 0% | 51 | 100,00 |
| A candidatura | 49 | 100 0% | 51 | 100,00 |
| En blanco | 0 | 0 0% | 0 | 0,00 |
| Votos nulos | 0 | 0 0% | 0 | 0,00 |

| 2023 | Comparado con 10 N - 2019 | | | | | |
|---|---------------------------|-------|--------|---|-------|-------|
| Candidaturas | Votos | % | | Candidaturas | Votos | % |
|  PP | 32 | 65,30 | -1,36 |  PP | 34 | 66,66 |
|  PSOE | 11 | 22,44 | -3,05 |  PSOE | 13 | 25,49 |
|  SUMAR | 4 | 8,16 | | | | |
|  VOX | 2 | 4,08 | + 0,16 |  VOX | 2 | 3,92 |
|  FO | 0 | 0 | | | | |
|  3e | 0 | 0 | | | | |
|  PCTE | 0 | 0 | 0 |  PCTE | 0 | 0 |
|  RECORTES CERO | 0 | 0 | | | | |
|  PACMA | 0 | 0 | 0 |  PACMA | 0 | 0 |
|  ESCAÑOS EN BLANCO | 0 | 0 | 0 |  EB | 0 | 0 |
|  PUM+J | 0 | 0 | 0 |  PUM+J | 0 | 0 |



















| 2023 | Comparado con 10 N - 2019 | | | |
|---------------|---------------------------|---------------|-------|--------|
| | Votos | % | Votos | % |
| Participación | 77 | 88,50 +12,16% | 71 | 76,34 |
| Abstención | 10 | 11,49 -12,16% | 22 | 23,65 |
| Votos válidos | 77 | 100 +4,23% | 68 | 95,77 |
| A candidatura | 77 | 100 0% | 68 | 100,00 |
| En blanco | 0 | 0 0% | 0 | 0,00 |
| Votos nulos | 0 | 0 -4,22% | 3 | 4,22 |

| 2023 | Comparado con 10 N - 2019 | | | | | |
|---|---------------------------|-------|-------|---|-------|-------|
| Candidaturas | Votos | % | | Candidaturas | Votos | % |
|  PSOE | 47 | 61,03 | -2,20 |  PSOE | 43 | 63,23 |
|  PP | 19 | 24,67 | +8,50 |  PP | 11 | 16,17 |
|  SUMAR | 9 | 11,68 | | | | |
|  VOX | 2 | 2,59 | -1,82 |  VOX | 3 | 4,41 |
|  FO | 0 | 0 | | | | |
|  3e | 0 | 0 | | | | |
|  PCTE | 0 | 0 | 0 |  PCTE | 0 | 0 |
|  RECORTES CERO | 0 | 0 | | | | |
|  PACMA | 0 | 0 | -2,94 |  PACMA | 2 | 2,94 |
|  ESCAÑOS EN BLANCO | 0 | 0 | 0 |  EB | 0 | 0 |
|  PUM+J | 0 | 0 | 0 |  PUM+J | 0 | 0 |




| 2023 | Comparado con 10 N - 2019 | | | |
|---------------|---------------------------|---------------|-------|-------|
| | Votos | % | Votos | % |
| Participación | 208 | 77,61 + 0,57% | 198 | 77,04 |
| Abstención | 60 | 22,38 - 0,57% | 59 | 22,95 |
| Votos válidos | 205 | 98,55 + 1,08% | 193 | 97,47 |
| A candidatura | 205 | 100 + 1,04% | 191 | 98,96 |
| En blanco | 0 | 0 - 1,03% | 2 | 1,03 |
| Votos nulos | 3 | 1,44 - 1,08% | 5 | 2,52 |

| 2023 | Comparado con 10 N - 2019 | | | | | |
|---|---------------------------|-------|--------|---|-------|-------|
| Candidaturas | Votos | % | | Candidaturas | Votos | % |
|  PP | 95 | 46,34 | -0,29 |  PP | 90 | 46,63 |
|  PSOE | 78 | 38,04 | + 1,78 |  PSOE | 70 | 36,26 |
|  VOX | 16 | 7,80 | + 3,66 |  VOX | 8 | 4,14 |
|  SUMAR | 12 | 5,85 | | | | |
| ESCAÑOS  EN BLANCO | 2 | 0,97 | + 0,97 |  EB | 0 | 0 |
|  3e | 1 | 0,48 | | | | |
|  PUM+J | 1 | 0,48 | -0,03 |  PUM+J | 1 | 0,51 |
|  FO | 0 | 0 | | | | |
|  PCTE | 0 | 0 | 0 |  PCTE | 0 | 0 |
|  RECORTES CERO | 0 | 0 | | | | |
|  PACMA | 0 | 0 | -1,03 |  PACMA | 2 | 1,03 |
















| 2023 | Comparado con 10 N - 2019 | | | |
|---------------|---------------------------|---------------|-------|--------|
| | Votos | % | Votos | % |
| Participación | 65 | 74,71 + 6,24% | 63 | 68,47 |
| Abstención | 22 | 25,28 -6,24% | 29 | 31,52 |
| Votos válidos | 65 | 100 0% | 63 | 100,00 |
| A candidatura | 64 | 98,46 + 0,05% | 62 | 98,41 |
| En blanco | 1 | 1,53 -0,05% | 1 | 1,58 |
| Votos nulos | 0 | 0 0% | 0 | 0,00 |

| 2023 | Comparado con 10 N - 2019 | | | | | |
|---|---------------------------|-------|---------|---|-------|-------|
| Candidaturas | Votos | % | | Candidaturas | Votos | % |
|  PP | 32 | 49,23 | + 14,31 |  PP | 22 | 34,92 |
|  PSOE | 21 | 32,30 | + 5,32 |  PSOE | 17 | 26,98 |
|  SUMAR | 8 | 12,30 | | | | |
|  VOX | 3 | 4,61 | -1,73 |  VOX | 4 | 6,34 |
|  FO | 0 | 0 | | | | |
|  3e | 0 | 0 | | | | |
|  PCTE | 0 | 0 | 0 |  PCTE | 0 | 0 |
|  RECORTES CERO | 0 | 0 | | | | |
|  PACMA | 0 | 0 | 0 |  PACMA | 0 | 0 |
|  ESCAÑOS EN BLANCO | 0 | 0 | 0 |  EB | 0 | 0 |
|  PUM+J | 0 | 0 | -1,58 |  PUM+J | 1 | 1,58 |


| 2023 | Comparado con 10 N - 2019 | | | | |
|---------------|---------------------------|-------|---------|-------|-------|
| | Votos | % | | Votos | % |
| Participación | 979 | 80,24 | + 1,88% | 956 | 78,36 |
| Abstención | 241 | 19,75 | -1,88% | 264 | 21,63 |
| Votos válidos | 960 | 98,05 | + 0,67% | 931 | 97,38 |
| A candidatura | 951 | 99,06 | -0,18% | 924 | 99,24 |
| En blanco | 9 | 0,93 | + 0,18% | 7 | 0,75 |
| Votos nulos | 19 | 1,94 | -0,67% | 25 | 2,61 |

| 2023 | Comparado con 10 N - 2019 | | | | | |
|---|---------------------------|-------|--------|---|-------|-------|
| Candidaturas | Votos | % | | Candidaturas | Votos | % |
|  PP | 437 | 45,52 | + 9,11 |  PP | 339 | 36,41 |
|  PSOE | 385 | 40,10 | -0,28 |  PSOE | 376 | 40,38 |
|  VOX | 86 | 8,95 | -0,93 |  VOX | 92 | 9,88 |
|  SUMAR | 38 | 3,95 | | | | |
|  PACMA | 3 | 0,31 | + 0,31 |  PACMA | 0 | 0 |
|  FO | 2 | 0,20 | | | | |
|  3e | 0 | 0 | | | | |
|  PCTE | 0 | 0 | -0,10 |  PCTE | 1 | 0,10 |
|  RECORTES CERO | 0 | 0 | | | | |
|  ESCAÑOS EN BLANCO | 0 | 0 | 0 |  EB | 0 | 0 |
|  PUM+J | 0 | 0 | -0,10 |  PUM+J | 1 | 0,10 |






| 2023 | Comparado con 10 N - 2019 | | | |
|---------------|---------------------------|---------------|-------|--------|
| | Votos | % | Votos | % |
| Participación | 48 | 87,27 + 7,65% | 43 | 79,62 |
| Abstención | 7 | 12,72 - 7,65% | 11 | 20,37 |
| Votos válidos | 48 | 100 0% | 43 | 100,00 |
| A candidatura | 47 | 97,91 - 2,09% | 43 | 100,00 |
| En blanco | 1 | 2,08 + 2,08% | 0 | 0,00 |
| Votos nulos | 0 | 0 0% | 0 | 0,00 |

| 2023 | Comparado con 10 N - 2019 | | | | | |
|---|---------------------------|-------|---------|---|-------|-------|
| Candidaturas | Votos | % | | Candidaturas | Votos | % |
|  PSOE | 21 | 43,75 | -2,76 |  PSOE | 20 | 46,51 |
|  PP | 16 | 33,33 | + 14,73 |  PP | 8 | 18,60 |
|  VOX | 9 | 18,75 | -6,83 |  VOX | 11 | 25,58 |
|  RECORTES CERO | 1 | 2,08 | | | | |
|  FO | 0 | 0 | | | | |
|  3e | 0 | 0 | | | | |
|  PCTE | 0 | 0 | 0 |  PCTE | 0 | 0 |
|  SUMAR | 0 | 0 | | | | |
|  PACMA | 0 | 0 | 0 |  PACMA | 0 | 0 |
|  ESCAÑOS EN BLANCO | 0 | 0 | -2,32 |  EB | 1 | 2,32 |
|  PUM+J | 0 | 0 | 0 |  PUM+J | 0 | 0 |

| 2023 | Comparado con 10 N - 2019 | | | |
|---------------|---------------------------|----------------|-------|--------|
| | Votos | % | Votos | % |
| Participación | 27 | 71,05 + 12,99% | 18 | 58,06 |
| Abstención | 11 | 28,94 -12,99% | 13 | 41,93 |
| Votos válidos | 27 | 100 + 5,56% | 17 | 94,44 |
| A candidatura | 26 | 96,29 -3,71% | 17 | 100,00 |
| En blanco | 1 | 3,70 + 3,70% | 0 | 0,00 |
| Votos nulos | 0 | 0 -5,55% | 1 | 5,55 |

| 2023 | Comparado con 10 N - 2019 | | | | | |
|---|---------------------------|-------|---------|---|-------|-------|
| Candidaturas | Votos | % | | Candidaturas | Votos | % |
|  PP | 14 | 51,85 | + 16,56 |  PP | 6 | 35,29 |
|  PSOE | 7 | 25,92 | -15,25 |  PSOE | 7 | 41,17 |
|  VOX | 3 | 11,11 | + 5,23 |  VOX | 1 | 5,88 |
|  SUMAR | 2 | 7,40 | | | | |
|  FO | 0 | 0 | | | | |
|  3e | 0 | 0 | | | | |
|  PCTE | 0 | 0 | 0 |  PCTE | 0 | 0 |
|  RECORTES CERO | 0 | 0 | | | | |
|  PACMA | 0 | 0 | -5,88 |  PACMA | 1 | 5,88 |
|  ESCAÑOS EN BLANCO | 0 | 0 | 0 |  EB | 0 | 0 |
|  PUM+J | 0 | 0 | 0 |  PUM+J | 0 | 0 |


| 2023 | Comparado con 10 N - 2019 | | | |
|---------------|---------------------------|---------------|-------|-------|
| | Votos | % | Votos | % |
| Participación | 4.460 | 75,32 + 4,95% | 4.276 | 70,37 |
| Abstención | 1.461 | 24,67 -4,95% | 1.800 | 29,62 |
| Votos válidos | 4.384 | 98,29 -0,04% | 4.205 | 98,33 |
| A candidatura | 4.347 | 99,15 + 0,39% | 4.153 | 98,76 |
| En blanco | 37 | 0,84 -0,39% | 52 | 1,23 |
| Votos nulos | 76 | 1,70 + 0,04% | 71 | 1,66 |

| 2023 | | | Comparado con 10 N - 2019 | | | |
|---|-------|-------|---------------------------|---|-------|-------|
| Candidaturas | Votos | % | Candidaturas | Votos | % | |
|  PP | 2.166 | 49,40 | + 14,09 |  PP | 1.485 | 35,31 |
|  PSOE | 1.496 | 34,12 | -0,48 |  PSOE | 1.455 | 34,60 |
|  VOX | 337 | 7,68 | -2,66 |  VOX | 435 | 10,34 |
|  SUMAR | 311 | 7,09 | | | | |
|  PACMA | 11 | 0,25 | -0,36 |  PACMA | 26 | 0,61 |
| ESCAÑOS | 7 | 0,15 | + 0,06 | | 4 | 0,09 |
|  EN BLANCO | | | |  EB | | |
|  FO | 6 | 0,13 | | | | |
|  3e | 6 | 0,13 | | | | |
|  PCTE | 5 | 0,11 | + 0,02 |  PCTE | 4 | 0,09 |
|  RECORTES CERO | 1 | 0,02 | | | | |
|  PUM+J | 1 | 0,02 | -0,14 |  PUM+J | 7 | 0,16 |




| 2023 | Comparado con 10 N - 2019 | | | | |
|---------------|---------------------------|-------|---------|-------|-------|
| | Votos | % | | Votos | % |
| Participación | 780 | 76,39 | + 0,60% | 617 | 75,79 |
| Abstención | 241 | 23,60 | -0,60% | 197 | 24,20 |
| Votos válidos | 770 | 98,71 | + 0,98% | 603 | 97,73 |
| A candidatura | 762 | 98,96 | + 0,62% | 593 | 98,34 |
| En blanco | 8 | 1,03 | -0,62% | 10 | 1,65 |
| Votos nulos | 10 | 1,28 | -0,98% | 14 | 2,26 |

| 2023 | Comparado con 10 N - 2019 | | | | | |
|---|---------------------------|-------|--------|---|-------|-------|
| Candidaturas | Votos | % | | Candidaturas | Votos | % |
|  PP | 331 | 42,98 | + 2,85 |  PP | 242 | 40,13 |
|  PSOE | 282 | 36,62 | + 0,64 |  PSOE | 217 | 35,98 |
|  VOX | 103 | 13,37 | + 5,58 |  VOX | 47 | 7,79 |
|  SUMAR | 42 | 5,45 | | | | |
|  PACMA | 3 | 0,38 | + 0,05 |  PACMA | 2 | 0,33 |
|  3e | 1 | 0,12 | | | | |
|  FO | 0 | 0 | | | | |
|  PCTE | 0 | 0 | 0 |  PCTE | 0 | 0 |
|  RECORTES CERO | 0 | 0 | | | | |
|  ESCAÑOS EN BLANCO | 0 | 0 | 0 |  EB | 0 | 0 |
|  PUM+J | 0 | 0 | 0 |  PUM+J | 0 | 0 |



















| 2023 | Comparado con 10 N - 2019 | | | |
|---------------|---------------------------|--------------|-------|--------|
| | Votos | % | Votos | % |
| Participación | 8 | 100 + 10% | 9 | 90,00 |
| Abstención | 0 | 0 -10% | 1 | 10,00 |
| Votos válidos | 8 | 100 0% | 9 | 100,00 |
| A candidatura | 8 | 100 + 11,12% | 8 | 88,88 |
| En blanco | 0 | 0 -11,11% | 1 | 11,11 |
| Votos nulos | 0 | 0 0% | 0 | 0,00 |

| 2023 | Comparado con 10 N - 2019 | | | | | |
|---|---------------------------|-------|--------|---|-------|-------|
| Candidaturas | Votos | % | | Candidaturas | Votos | % |
|  PP | 3 | 37,50 | + 4,17 |  PP | 3 | 33,33 |
|  PSOE | 2 | 25 | + 2,78 |  PSOE | 2 | 22,22 |
|  SUMAR | 2 | 25 | | | | |
|  VOX | 1 | 12,50 | + 1,39 |  VOX | 1 | 11,11 |
|  FO | 0 | 0 | | | | |
|  3e | 0 | 0 | | | | |
|  PCTE | 0 | 0 | 0 |  PCTE | 0 | 0 |
|  RECORTES CERO | 0 | 0 | | | | |
|  PACMA | 0 | 0 | 0 |  PACMA | 0 | 0 |
|  ESCAÑOS EN BLANCO | 0 | 0 | 0 |  EB | 0 | 0 |
|  PUM+J | 0 | 0 | 0 |  PUM+J | 0 | 0 |

| 2023 | Comparado con 10 N - 2019 | | | |
|---------------|---------------------------|---------------|-------|-------|
| | Votos | % | Votos | % |
| Participación | 1.706 | 75,45 + 3,97% | 1.564 | 71,48 |
| Abstención | 555 | 24,54 -3,97% | 624 | 28,51 |
| Votos válidos | 1.691 | 99,12 + 0,92% | 1.536 | 98,20 |
| A candidatura | 1.664 | 98,40 -0,03% | 1.512 | 98,43 |
| En blanco | 27 | 1,59 + 0,03% | 24 | 1,56 |
| Votos nulos | 15 | 0,87 -0,92% | 28 | 1,79 |

| 2023 | Comparado con 10 N - 2019 | | | | | |
|--|---------------------------|-------|---------|---|-------|-------|
| Candidaturas | Votos | % | | Candidaturas | Votos | % |
|  PP | 757 | 44,76 | + 11,63 |  PP | 509 | 33,13 |
|  PSOE | 612 | 36,19 | -0,52 |  PSOE | 564 | 36,71 |
|  VOX | 171 | 10,11 | -1,21 |  VOX | 174 | 11,32 |
|  SUMAR | 93 | 5,49 | | | | |
|  PACMA | 16 | 0,94 | + 0,36 |  PACMA | 9 | 0,58 |
| ESCAÑOS  EN BLANCO | 7 | 0,41 | -0,04 |  EB | 7 | 0,45 |
|  FO | 2 | 0,11 | | | | |
|  PCTE | 2 | 0,11 | + 0,05 |  PCTE | 1 | 0,06 |
|  RECORTES CERO | 2 | 0,11 | | | | |
|  3e | 1 | 0,05 | | | | |
|  PUM+J | 1 | 0,05 | -0,27 |  PUM+J | 5 | 0,32 |



















| 2023 | | | Comparado con 10 N - 2019 | |
|---------------|-------|---------------|---------------------------|--------|
| | Votos | % | Votos | % |
| Participación | 74 | 88,09 + 3,28% | 67 | 84,81 |
| Abstención | 10 | 11,90 -3,28% | 12 | 15,18 |
| Votos válidos | 73 | 98,64 -1,36% | 67 | 100,00 |
| A candidatura | 73 | 100 0% | 67 | 100,00 |
| En blanco | 0 | 0 0% | 0 | 0,00 |
| Votos nulos | 1 | 1,35 + 1,35% | 0 | 0,00 |

| 2023 | | | | | Comparado con 10 N - 2019 | | |
|---|-------|-------|---------|---|---------------------------|-------|--|
| Candidaturas | Votos | % | | Candidaturas | Votos | % | |
|  PP | 35 | 47,94 | + 13,62 |  PP | 23 | 34,32 | |
|  PSOE | 32 | 43,83 | -5,42 |  PSOE | 33 | 49,25 | |
|  SUMAR | 2 | 2,73 | | | | | |
|  VOX | 2 | 2,73 | -3,24 |  VOX | 4 | 5,97 | |
|  PACMA | 1 | 1,36 | + 1,36 |  PACMA | 0 | 0 | |
|  ESCAÑOS EN BLANCO | 1 | 1,36 | + 1,36 |  EB | 0 | 0 | |
|  FO | 0 | 0 | | | | | |
|  3e | 0 | 0 | | | | | |
|  PCTE | 0 | 0 | 0 |  PCTE | 0 | 0 | |
|  RECORTES CERO | 0 | 0 | | | | | |
|  PUM+J | 0 | 0 | 0 |  PUM+J | 0 | 0 | |


| 2023 | Comparado con 10 N - 2019 | | | |
|---------------|---------------------------|----------------|-------|-------|
| | Votos | % | Votos | % |
| Participación | 75 | 91,46 + 15,88% | 65 | 75,58 |
| Abstención | 7 | 8,53 -15,88% | 21 | 24,41 |
| Votos válidos | 75 | 100 + 1,54% | 64 | 98,46 |
| A candidatura | 75 | 100 + 1,57% | 63 | 98,43 |
| En blanco | 0 | 0 -1,56% | 1 | 1,56 |
| Votos nulos | 0 | 0 -1,53% | 1 | 1,53 |

| 2023 | | | Comparado con 10 N - 2019 | | | |
|--|-------|-------|---------------------------|---|----|-------|
| Candidaturas | Votos | % | Candidaturas | Votos | % | |
|  PP | 31 | 41,33 | + 0,71 |  PP | 26 | 40,62 |
|  PSOE | 28 | 37,33 | + 4,52 |  PSOE | 21 | 32,81 |
|  SUMAR | 7 | 9,33 | | | | |
|  VOX | 7 | 9,33 | -4,73 |  VOX | 9 | 14,06 |
|  3e | 1 | 1,33 | | | | |
|  ESCAÑOS EN BLANCO | 1 | 1,33 | + 1,33 |  EB | 0 | 0 |
|  FO | 0 | 0 | | | | |
|  PCTE | 0 | 0 | 0 |  PCTE | 0 | 0 |
|  RECORTES CERO | 0 | 0 | | | | |
|  PACMA | 0 | 0 | 0 |  PACMA | 0 | 0 |
|  PUM+J | 0 | 0 | 0 |  PUM+J | 0 | 0 |














| 2023 | Comparado con 10 N - 2019 | | | | |
|---------------|---------------------------|-----|--------|-------|--------|
| | Votos | % | | Votos | % |
| Participación | 69 | 92 | -1,15% | 68 | 93,15 |
| Abstención | 6 | 8 | +1,16% | 5 | 6,84 |
| Votos válidos | 69 | 100 | 0% | 68 | 100,00 |
| A candidatura | 69 | 100 | 0% | 68 | 100,00 |
| En blanco | 0 | 0 | 0% | 0 | 0,00 |
| Votos nulos | 0 | 0 | 0% | 0 | 0,00 |

| 2023 | Comparado con 10 N - 2019 | | | | | |
|---|---------------------------|-------|-------|---|-------|-------|
| Candidaturas | Votos | % | | Candidaturas | Votos | % |
|  PP | 32 | 46,37 | +2,26 |  PP | 30 | 44,11 |
|  PSOE | 29 | 42,02 | -5,03 |  PSOE | 32 | 47,05 |
|  SUMAR | 5 | 7,24 | | | | |
|  VOX | 3 | 4,34 | +4,34 |  VOX | 0 | 0 |
|  FO | 0 | 0 | | | | |
|  3e | 0 | 0 | | | | |
|  PCTE | 0 | 0 | 0 |  PCTE | 0 | 0 |
|  RECORTES CERO | 0 | 0 | | | | |
|  PACMA | 0 | 0 | 0 |  PACMA | 0 | 0 |
|  ESCAÑOS EN BLANCO | 0 | 0 | 0 |  EB | 0 | 0 |
|  PUM+J | 0 | 0 | 0 |  PUM+J | 0 | 0 |










| 2023 | Comparado con 10 N - 2019 | | | |
|---------------|---------------------------|---------------|-------|-------|
| | Votos | % | Votos | % |
| Participación | 254 | 85,23 + 7,57% | 240 | 77,66 |
| Abstención | 44 | 14,76 - 7,57% | 69 | 22,33 |
| Votos válidos | 252 | 99,21 + 2,96% | 231 | 96,25 |
| A candidatura | 249 | 98,80 - 0,33% | 229 | 99,13 |
| En blanco | 3 | 1,19 + 0,33% | 2 | 0,86 |
| Votos nulos | 2 | 0,78 - 2,97% | 9 | 3,75 |

| 2023 | | | Comparado con 10 N - 2019 | | | |
|--|-------|-------|---------------------------|---|-----|-------|
| Candidaturas | Votos | % | Candidaturas | Votos | % | |
|  PP | 130 | 51,58 | + 6,56 |  PP | 104 | 45,02 |
|  PSOE | 74 | 29,36 | - 1,37 |  PSOE | 71 | 30,73 |
|  VOX | 24 | 9,52 | + 2,60 |  VOX | 16 | 6,92 |
|  SUMAR | 16 | 6,34 | | | | |
|  PACMA | 2 | 0,79 | + 0,79 |  PACMA | 0 | 0 |
|  FO | 1 | 0,39 | | | | |
|  ESCAÑOS EN BLANCO | 1 | 0,39 | + 0,39 |  EB | 0 | 0 |
|  PUM+J | 1 | 0,39 | + 0,39 |  PUM+J | 0 | 0 |
|  3e | 0 | 0 | | | | |
|  PCTE | 0 | 0 | 0 |  PCTE | 0 | 0 |
|  RECORTES CERO | 0 | 0 | | | | |

| 2023 | Comparado con 10 N - 2019 | | | |
|---------------|---------------------------|---------------|-------|--------|
| | Votos | % | Votos | % |
| Participación | 116 | 79,45 + 1,60% | 116 | 77,85 |
| Abstención | 30 | 20,54 -1,60% | 33 | 22,14 |
| Votos válidos | 116 | 100 + 1,73% | 114 | 98,27 |
| A candidatura | 116 | 100 0% | 114 | 100,00 |
| En blanco | 0 | 0 0% | 0 | 0,00 |
| Votos nulos | 0 | 0 -1,72% | 2 | 1,72 |

| 2023 | | | Comparado con 10 N - 2019 | | | |
|---|-------|-------|---------------------------|---|----|-------|
| Candidaturas | Votos | % | Candidaturas | Votos | % | |
|  PP | 57 | 49,13 | + 0,89 |  PP | 55 | 48,24 |
|  PSOE | 38 | 32,75 | -4,96 |  PSOE | 43 | 37,71 |
|  VOX | 14 | 12,06 | + 6,80 |  VOX | 6 | 5,26 |
|  SUMAR | 6 | 5,17 | | | | |
|  PACMA | 1 | 0,86 | + 0,86 |  PACMA | 0 | 0 |
|  FO | 0 | 0 | | | | |
|  3e | 0 | 0 | | | | |
|  PCTE | 0 | 0 | 0 |  PCTE | 0 | 0 |
|  RECORTES CERO | 0 | 0 | | | | |
|  ESCAÑOS EN BLANCO | 0 | 0 | 0 |  EB | 0 | 0 |
|  PUM+J | 0 | 0 | 0 |  PUM+J | 0 | 0 |



















| 2023 | Comparado con 10 N - 2019 | | | |
|---------------|---------------------------|---------------|-------|-------|
| | Votos | % | Votos | % |
| Participación | 193 | 77,82 + 1,42% | 191 | 76,40 |
| Abstención | 55 | 22,17 -1,42% | 59 | 23,59 |
| Votos válidos | 192 | 99,48 + 1,58% | 187 | 97,90 |
| A candidatura | 192 | 100 + 1,61% | 184 | 98,39 |
| En blanco | 0 | 0 -1,60% | 3 | 1,60 |
| Votos nulos | 1 | 0,51 -1,58% | 4 | 2,09 |

| 2023 | Comparado con 10 N - 2019 | | | | | |
|---|---------------------------|-------|---------|---|-------|-------|
| | Candidaturas | Votos | % | Candidaturas | Votos | % |
|  PSOE | 85 | 44,27 | -7,60 |  PSOE | 97 | 51,87 |
|  PP | 63 | 32,81 | + 13,03 |  PP | 37 | 19,78 |
|  SUMAR | 19 | 9,89 | | | | |
|  VOX | 18 | 9,37 | + 2,42 |  VOX | 13 | 6,95 |
|  PACMA | 4 | 2,08 | -0,05 |  PACMA | 4 | 2,13 |
|  3e | 1 | 0,52 | | | | |
|  PCTE | 1 | 0,52 | + 0,52 |  PCTE | 0 | 0 |
| ESCAÑOS  EN BLANCO | 1 | 0,52 | + 0,52 |  EB | 0 | 0 |
|  FO | 0 | 0 | | | | |
|  RECORTES CERO | 0 | 0 | | | | |
|  PUM+J | 0 | 0 | 0 |  PUM+J | 0 | 0 |


| 2023 | Comparado con 10 N - 2019 | | | | |
|---------------|---------------------------|-------|----------|-------|-------|
| | Votos | % | | Votos | % |
| Participación | 177 | 83,09 | + 13,37% | 152 | 69,72 |
| Abstención | 36 | 16,90 | -13,37% | 66 | 30,27 |
| Votos válidos | 174 | 98,30 | + 0,94% | 148 | 97,36 |
| A candidatura | 174 | 100 | + 0,68% | 147 | 99,32 |
| En blanco | 0 | 0 | -0,67% | 1 | 0,67 |
| Votos nulos | 3 | 1,69 | -0,94% | 4 | 2,63 |

| 2023 | | | Comparado con 10 N - 2019 | | | |
|--|-------|-------|---------------------------|---|-------|-------|
| Candidaturas | Votos | % | | Candidaturas | Votos | % |
|  PP | 89 | 51,14 | + 5,20 |  PP | 68 | 45,94 |
|  PSOE | 57 | 32,75 | -0,35 |  PSOE | 49 | 33,10 |
|  VOX | 16 | 9,19 | -0,94 |  VOX | 15 | 10,13 |
|  SUMAR | 8 | 4,59 | | | | |
|  FO | 1 | 0,57 | | | | |
|  3e | 1 | 0,57 | | | | |
|  ESCAÑOS EN BLANCO | 1 | 0,57 | + 0,57 |  EB | 0 | 0 |
|  PUM+J | 1 | 0,57 | + 0,57 |  PUM+J | 0 | 0 |
|  PCTE | 0 | 0 | 0 |  PCTE | 0 | 0 |
|  RECORTES CERO | 0 | 0 | | | | |
|  PACMA | 0 | 0 | 0 |  PACMA | 0 | 0 |




| 2023 | Comparado con 10 N - 2019 | | | | |
|---------------|---------------------------|-------|--------|-------|--------|
| | Votos | % | | Votos | % |
| Participación | 27 | 96,42 | -0,13% | 28 | 96,55 |
| Abstención | 1 | 3,57 | +0,13% | 1 | 3,44 |
| Votos válidos | 27 | 100 | 0% | 28 | 100,00 |
| A candidatura | 27 | 100 | 0% | 28 | 100,00 |
| En blanco | 0 | 0 | 0% | 0 | 0,00 |
| Votos nulos | 0 | 0 | 0% | 0 | 0,00 |

| 2023 | Comparado con 10 N - 2019 | | | | | |
|---|---------------------------|-------|--------|---|-------|-------|
| Candidaturas | Votos | % | | Candidaturas | Votos | % |
|  PP | 17 | 62,96 | -15,61 |  PP | 22 | 78,57 |
|  VOX | 5 | 18,51 | +11,37 |  VOX | 2 | 7,14 |
|  PSOE | 4 | 14,81 | +7,67 |  PSOE | 2 | 7,14 |
|  FO | 1 | 3,70 | | | | |
|  3e | 0 | 0 | | | | |
|  PCTE | 0 | 0 | 0 |  PCTE | 0 | 0 |
|  SUMAR | 0 | 0 | | | | |
|  RECORTES CERO | 0 | 0 | | | | |
|  PACMA | 0 | 0 | 0 |  PACMA | 0 | 0 |
|  ESCAÑOS EN BLANCO | 0 | 0 | 0 |  EB | 0 | 0 |
|  PUM+J | 0 | 0 | 0 |  PUM+J | 0 | 0 |




| 2023 | Comparado con 10 N - 2019 | | | | |
|---------------|---------------------------|-------|--------|-------|--------|
| | Votos | % | | Votos | % |
| Participación | 73 | 82,02 | -2,70% | 61 | 84,72 |
| Abstención | 16 | 17,97 | +2,70% | 11 | 15,27 |
| Votos válidos | 70 | 95,89 | -4,11% | 61 | 100,00 |
| A candidatura | 70 | 100 | 0% | 61 | 100,00 |
| En blanco | 0 | 0 | 0% | 0 | 0,00 |
| Votos nulos | 3 | 4,10 | +4,10% | 0 | 0,00 |

| 2023 | Comparado con 10 N - 2019 | | | | | |
|---|---------------------------|-------|--------|---|-------|-------|
| Candidaturas | Votos | % | | Candidaturas | Votos | % |
|  PSOE | 32 | 45,71 | +8,01 |  PSOE | 23 | 37,70 |
|  PP | 29 | 41,42 | -1,20 |  PP | 26 | 42,62 |
|  SUMAR | 4 | 5,71 | | | | |
|  VOX | 3 | 4,28 | -10,47 |  VOX | 9 | 14,75 |
|  FO | 1 | 1,42 | | | | |
|  ESCAÑOS EN BLANCO | 1 | 1,42 | +1,42 |  EB | 0 | 0 |
|  3e | 0 | 0 | | | | |
|  PCTE | 0 | 0 | 0 |  PCTE | 0 | 0 |
|  RECORTES CERO | 0 | 0 | | | | |
|  PACMA | 0 | 0 | 0 |  PACMA | 0 | 0 |
|  PUM+J | 0 | 0 | 0 |  PUM+J | 0 | 0 |



















| 2023 | Comparado con 10 N - 2019 | | | | |
|---------------|---------------------------|-----|---------|-------|-------|
| | Votos | % | | Votos | % |
| Participación | 23 | 92 | -3,65% | 22 | 95,65 |
| Abstención | 2 | 8 | +3,66% | 1 | 4,34 |
| Votos válidos | 23 | 100 | +4,55% | 21 | 95,45 |
| A candidatura | 23 | 100 | +14,29% | 18 | 85,71 |
| En blanco | 0 | 0 | -14,28% | 3 | 14,28 |
| Votos nulos | 0 | 0 | -4,54% | 1 | 4,54 |

| 2023 | Comparado con 10 N - 2019 | | | | | |
|---|---------------------------|-------|--------|---|-------|-------|
| Candidaturas | Votos | % | | Candidaturas | Votos | % |
|  PP | 16 | 69,56 | +21,95 |  PP | 10 | 47,61 |
|  PSOE | 4 | 17,39 | +3,11 |  PSOE | 3 | 14,28 |
|  SUMAR | 2 | 8,69 | | | | |
|  VOX | 1 | 4,34 | -14,70 |  VOX | 4 | 19,04 |
|  FO | 0 | 0 | | | | |
|  3e | 0 | 0 | | | | |
|  PCTE | 0 | 0 | 0 |  PCTE | 0 | 0 |
|  RECORTES CERO | 0 | 0 | | | | |
|  PACMA | 0 | 0 | 0 |  PACMA | 0 | 0 |
|  ESCAÑOS EN BLANCO | 0 | 0 | 0 |  EB | 0 | 0 |
|  PUM+J | 0 | 0 | 0 |  PUM+J | 0 | 0 |







| 2023 | Comparado con 10 N - 2019 | | | |
|---------------|---------------------------|---------------|-------|-------|
| | Votos | % | Votos | % |
| Participación | 1.580 | 76,92 + 3,91% | 1.537 | 73,01 |
| Abstención | 474 | 23,07 -3,91% | 568 | 26,98 |
| Votos válidos | 1.562 | 98,86 + 1,27% | 1.500 | 97,59 |
| A candidatura | 1.549 | 99,16 + 0,30% | 1.483 | 98,86 |
| En blanco | 13 | 0,83 -0,30% | 17 | 1,13 |
| Votos nulos | 18 | 1,13 -1,27% | 37 | 2,40 |

| 2023 | | | | Comparado con 10 N - 2019 | | |
|---|-------|-------|--------|---|-------|-------|
| Candidaturas | Votos | % | | Candidaturas | Votos | % |
|  PP | 747 | 47,82 | + 8,82 |  PP | 585 | 39 |
|  PSOE | 603 | 38,60 | -0,53 |  PSOE | 587 | 39,13 |
|  VOX | 122 | 7,81 | + 1,01 |  VOX | 102 | 6,80 |
|  SUMAR | 67 | 4,28 | | | | |
|  FO | 2 | 0,12 | | | | |
|  3e | 2 | 0,12 | | | | |
|  RECORTES CERO | 2 | 0,12 | | | | |
|  ESCAÑOS EN BLANCO | 2 | 0,12 | -0,21 |  EB | 5 | 0,33 |
|  PCTE | 1 | 0,06 | 0 |  PCTE | 1 | 0,06 |
|  PACMA | 1 | 0,06 | -0,54 |  PACMA | 9 | 0,60 |
|  PUM+J | 0 | 0 | 0 |  PUM+J | 0 | 0 |



















| 2023 | Comparado con 10 N - 2019 | | | |
|---------------|---------------------------|---------------|-------|-------|
| | Votos | % | Votos | % |
| Participación | 53 | 85,48 + 9,43% | 54 | 76,05 |
| Abstención | 9 | 14,51 -9,43% | 17 | 23,94 |
| Votos válidos | 53 | 100 + 1,86% | 53 | 98,14 |
| A candidatura | 53 | 100 + 1,89% | 52 | 98,11 |
| En blanco | 0 | 0 -1,88% | 1 | 1,88 |
| Votos nulos | 0 | 0 -1,85% | 1 | 1,85 |

| 2023 | | | Comparado con 10 N - 2019 | | | |
|---|-------|-------|---------------------------|---|----|-------|
| Candidaturas | Votos | % | Candidaturas | Votos | % | |
|  PP | 26 | 49,05 | + 11,32 |  PP | 20 | 37,73 |
|  PSOE | 13 | 24,52 | + 1,88 |  PSOE | 12 | 22,64 |
|  VOX | 13 | 24,52 | -1,89 |  VOX | 14 | 26,41 |
|  SUMAR | 1 | 1,88 | | | | |
|  FO | 0 | 0 | | | | |
|  3e | 0 | 0 | | | | |
|  PCTE | 0 | 0 | -1,88 |  PCTE | 1 | 1,88 |
|  RECORTES CERO | 0 | 0 | | | | |
|  PACMA | 0 | 0 | 0 |  PACMA | 0 | 0 |
|  ESCAÑOS EN BLANCO | 0 | 0 | 0 |  EB | 0 | 0 |
|  PUM+J | 0 | 0 | 0 |  PUM+J | 0 | 0 |




| 2023 | Comparado con 10 N - 2019 | | | |
|---------------|---------------------------|---------------|-------|--------|
| | Votos | % | Votos | % |
| Participación | 141 | 79,66 + 5,51% | 132 | 74,15 |
| Abstención | 36 | 20,33 - 5,51% | 46 | 25,84 |
| Votos válidos | 139 | 98,58 - 1,42% | 132 | 100,00 |
| A candidatura | 135 | 97,12 - 2,88% | 132 | 100,00 |
| En blanco | 4 | 2,87 + 2,87% | 0 | 0,00 |
| Votos nulos | 2 | 1,41 + 1,41% | 0 | 0,00 |

| 2023 | Comparado con 10 N - 2019 | | | | | |
|---|---------------------------|-------|--------|---|-------|-------|
| Candidaturas | Votos | % | | Candidaturas | Votos | % |
|  PSOE | 77 | 55,39 | + 0,85 |  PSOE | 72 | 54,54 |
|  PP | 40 | 28,77 | + 5,29 |  PP | 31 | 23,48 |
|  SUMAR | 15 | 10,79 | | | | |
|  VOX | 3 | 2,15 | + 0,64 |  VOX | 2 | 1,51 |
|  FO | 0 | 0 | | | | |
|  3e | 0 | 0 | | | | |
|  PCTE | 0 | 0 | 0 |  PCTE | 0 | 0 |
|  RECORTES CERO | 0 | 0 | | | | |
|  PACMA | 0 | 0 | - 0,75 |  PACMA | 1 | 0,75 |
|  ESCAÑOS EN BLANCO | 0 | 0 | - 1,51 |  EB | 2 | 1,51 |
|  PUM+J | 0 | 0 | 0 |  PUM+J | 0 | 0 |


| 2023 | Comparado con 10 N - 2019 | | | |
|---------------|---------------------------|---------------|-------|-------|
| | Votos | % | Votos | % |
| Participación | 1.088 | 76,94 + 5,68% | 1.027 | 71,26 |
| Abstención | 326 | 23,05 -5,68% | 414 | 28,73 |
| Votos válidos | 1.073 | 98,62 + 0,18% | 1.011 | 98,44 |
| A candidatura | 1.061 | 98,88 -0,03% | 1.000 | 98,91 |
| En blanco | 12 | 1,11 + 0,03% | 11 | 1,08 |
| Votos nulos | 15 | 1,37 -0,18% | 16 | 1,55 |

| 2023 | Comparado con 10 N - 2019 | | | | | |
|---|---------------------------|-------|--------|---|-------|-------|
| | Candidaturas | Votos | % | Candidaturas | Votos | % |
|  PP | 487 | 45,38 | + 5,42 |  PP | 404 | 39,96 |
|  PSOE | 395 | 36,81 | + 1,60 |  PSOE | 356 | 35,21 |
|  VOX | 126 | 11,74 | + 0,37 |  VOX | 115 | 11,37 |
|  SUMAR | 46 | 4,28 | | | | |
|  PACMA | 4 | 0,37 | -0,12 |  PACMA | 5 | 0,49 |
|  PCTE | 1 | 0,09 | -0,10 |  PCTE | 2 | 0,19 |
| ESCAÑOS  EN BLANCO | 1 | 0,09 | + 0,09 |  EB | 0 | 0 |
|  PUM+J | 1 | 0,09 | 0 |  PUM+J | 1 | 0,09 |
|  FO | 0 | 0 | | | | |
|  3e | 0 | 0 | | | | |
|  RECORTES CERO | 0 | 0 | | | | |

| 2023 | Comparado con 10 N - 2019 | | | |
|---------------|---------------------------|----------------|-------|--------|
| | Votos | % | Votos | % |
| Participación | 27 | 87,09 + 23,76% | 19 | 63,33 |
| Abstención | 4 | 12,90 -23,76% | 11 | 36,66 |
| Votos válidos | 27 | 100 0% | 19 | 100,00 |
| A candidatura | 26 | 96,29 -3,71% | 19 | 100,00 |
| En blanco | 1 | 3,70 + 3,70% | 0 | 0,00 |
| Votos nulos | 0 | 0 0% | 0 | 0,00 |

| 2023 | | | Comparado con 10 N - 2019 | | | |
|---|-------|-------|---------------------------|---|---|-------|
| Candidaturas | Votos | % | Candidaturas | Votos | % | |
|  PP | 16 | 59,25 | + 32,94 |  PP | 5 | 26,31 |
|  PSOE | 7 | 25,92 | -16,18 |  PSOE | 8 | 42,10 |
|  VOX | 2 | 7,40 | -18,91 |  VOX | 5 | 26,31 |
|  PACMA | 1 | 3,70 | -1,56 |  PACMA | 1 | 5,26 |
|  FO | 0 | 0 | | | | |
|  3e | 0 | 0 | | | | |
|  PCTE | 0 | 0 | 0 |  PCTE | 0 | 0 |
|  SUMAR | 0 | 0 | | | | |
|  RECORTES CERO | 0 | 0 | | | | |
|  ESCAÑOS EN BLANCO | 0 | 0 | 0 |  EB | 0 | 0 |
|  PUM+J | 0 | 0 | 0 |  PUM+J | 0 | 0 |

| 2023 | Comparado con 10 N - 2019 | | | |
|---------------|---------------------------|---------------|-------|-------|
| | Votos | % | Votos | % |
| Participación | 651 | 80,37 + 1,86% | 603 | 78,51 |
| Abstención | 159 | 19,62 -1,86% | 165 | 21,48 |
| Votos válidos | 642 | 98,61 + 0,77% | 590 | 97,84 |
| A candidatura | 636 | 99,06 -0,26% | 586 | 99,32 |
| En blanco | 6 | 0,93 + 0,26% | 4 | 0,67 |
| Votos nulos | 9 | 1,38 -0,77% | 13 | 2,15 |

| 2023 | | | Comparado con 10 N - 2019 | | | |
|--|-------|-------|---------------------------|---|-----|-------|
| Candidaturas | Votos | % | Candidaturas | Votos | % | |
|  PP | 324 | 50,46 | + 2,16 |  PP | 285 | 48,30 |
|  PSOE | 235 | 36,60 | + 0,84 |  PSOE | 211 | 35,76 |
|  VOX | 47 | 7,32 | -1,15 |  VOX | 50 | 8,47 |
|  SUMAR | 25 | 3,89 | | | | |
|  FO | 2 | 0,31 | | | | |
|  RECORTES CERO | 1 | 0,15 | | | | |
|  ESCAÑOS EN BLANCO | 1 | 0,15 | + 0,15 |  EB | 0 | 0 |
|  PUM+J | 1 | 0,15 | + 0,15 |  PUM+J | 0 | 0 |
|  3e | 0 | 0 | | | | |
|  PCTE | 0 | 0 | 0 |  PCTE | 0 | 0 |
|  PACMA | 0 | 0 | 0 |  PACMA | 0 | 0 |

| 2023 | Comparado con 10 N - 2019 | | | | |
|---------------|---------------------------|-------|---------|-------|-------|
| | Votos | % | | Votos | % |
| Participación | 1.941 | 73,13 | + 2,40% | 1.885 | 70,73 |
| Abstención | 713 | 26,86 | -2,40% | 780 | 29,26 |
| Votos válidos | 1.915 | 98,66 | + 0,36% | 1.853 | 98,30 |
| A candidatura | 1.895 | 98,95 | + 0,09% | 1.832 | 98,86 |
| En blanco | 20 | 1,04 | -0,09% | 21 | 1,13 |
| Votos nulos | 26 | 1,33 | -0,36% | 32 | 1,69 |

| 2023 | Comparado con 10 N - 2019 | | | | | |
|---|---------------------------|-------|---------|---|-------|-------|
| Candidaturas | Votos | % | | Candidaturas | Votos | % |
|  PP | 939 | 49,03 | + 13,26 |  PP | 663 | 35,77 |
|  PSOE | 639 | 33,36 | -3,98 |  PSOE | 692 | 37,34 |
|  VOX | 238 | 12,42 | -0,31 |  VOX | 236 | 12,73 |
|  SUMAR | 69 | 3,60 | | | | |
|  ESCAÑOS EN BLANCO | 5 | 0,26 | + 0,21 |  EB | 1 | 0,05 |
|  PUM+J | 2 | 0,10 | -0,16 |  PUM+J | 5 | 0,26 |
|  PCTE | 1 | 0,05 | + 0,05 |  PCTE | 0 | 0 |
|  RECORTES CERO | 1 | 0,05 | | | | |
|  PACMA | 1 | 0,05 | -0,21 |  PACMA | 5 | 0,26 |
|  FO | 0 | 0 | | | | |
|  3e | 0 | 0 | | | | |



















| 2023 | Comparado con 10 N - 2019 | | | |
|---------------|---------------------------|---------------|-------|--------|
| | Votos | % | Votos | % |
| Participación | 25 | 96,15 + 3,05% | 27 | 93,10 |
| Abstención | 1 | 3,84 -3,05% | 2 | 6,89 |
| Votos válidos | 24 | 96 -4% | 27 | 100,00 |
| A candidatura | 24 | 100 0% | 27 | 100,00 |
| En blanco | 0 | 0 0% | 0 | 0,00 |
| Votos nulos | 1 | 4 + 4% | 0 | 0,00 |

| 2023 | | | Comparado con 10 N - 2019 | | |
|---|-------|-------|---|-------|-------|
| Candidaturas | Votos | % | Candidaturas | Votos | % |
|  PP | 17 | 70,83 |  PP | 20 | 74,07 |
|  PSOE | 5 | 20,83 |  PSOE | 5 | 18,51 |
|  SUMAR | 1 | 4,16 | | | |
|  ESCAÑOS EN BLANCO | 1 | 4,16 |  EB | 0 | 0 |
|  FO | 0 | 0 | | | |
|  3e | 0 | 0 | | | |
|  PCTE | 0 | 0 |  PCTE | 0 | 0 |
|  RECORTES CERO | 0 | 0 | | | |
|  PACMA | 0 | 0 |  PACMA | 2 | 7,40 |
|  VOX | 0 | 0 |  VOX | 0 | 0 |
|  PUM+J | 0 | 0 |  PUM+J | 0 | 0 |








| 2023 | Comparado con 10 N - 2019 | | | |
|---------------|---------------------------|---------------|-------|--------|
| | Votos | % | Votos | % |
| Participación | 148 | 88,62 + 6,76% | 149 | 81,86 |
| Abstención | 19 | 11,37 -6,76% | 33 | 18,13 |
| Votos válidos | 147 | 99,32 -0,68% | 149 | 100,00 |
| A candidatura | 146 | 99,31 -0,01% | 148 | 99,32 |
| En blanco | 1 | 0,68 + 0,01% | 1 | 0,67 |
| Votos nulos | 1 | 0,67 + 0,67% | 0 | 0,00 |

| 2023 | Comparado con 10 N - 2019 | | | | | |
|---|---------------------------|-------|--------|---|-------|-------|
| Candidaturas | Votos | % | | Candidaturas | Votos | % |
|  PP | 76 | 51,70 | + 6,74 |  PP | 67 | 44,96 |
|  PSOE | 54 | 36,73 | -7,56 |  PSOE | 66 | 44,29 |
|  VOX | 10 | 6,80 | + 0,09 |  VOX | 10 | 6,71 |
|  SUMAR | 6 | 4,08 | | | | |
|  FO | 0 | 0 | | | | |
|  3e | 0 | 0 | | | | |
|  PCTE | 0 | 0 | 0 |  PCTE | 0 | 0 |
|  RECORTES CERO | 0 | 0 | | | | |
|  PACMA | 0 | 0 | 0 |  PACMA | 0 | 0 |
|  ESCAÑOS EN BLANCO | 0 | 0 | 0 |  EB | 0 | 0 |
|  PUM+J | 0 | 0 | 0 |  PUM+J | 0 | 0 |



















| 2023 | Comparado con 10 N - 2019 | | | |
|---------------|---------------------------|---------------|-------|--------|
| | Votos | % | Votos | % |
| Participación | 78 | 83,87 + 8,34% | 71 | 75,53 |
| Abstención | 15 | 16,12 -8,34% | 23 | 24,46 |
| Votos válidos | 78 | 100 0% | 71 | 100,00 |
| A candidatura | 78 | 100 + 1,41% | 70 | 98,59 |
| En blanco | 0 | 0 -1,40% | 1 | 1,40 |
| Votos nulos | 0 | 0 0% | 0 | 0,00 |

| 2023 | Comparado con 10 N - 2019 | | | | | |
|---|---------------------------|-------|---------|---|-------|-------|
| Candidaturas | Votos | % | | Candidaturas | Votos | % |
|  PSOE | 37 | 47,43 | -8,90 |  PSOE | 40 | 56,33 |
|  PP | 28 | 35,89 | + 11,95 |  PP | 17 | 23,94 |
|  SUMAR | 11 | 14,10 | | | | |
|  VOX | 2 | 2,56 | -8,70 |  VOX | 8 | 11,26 |
|  FO | 0 | 0 | | | | |
|  3e | 0 | 0 | | | | |
|  PCTE | 0 | 0 | 0 |  PCTE | 0 | 0 |
|  RECORTES CERO | 0 | 0 | | | | |
|  PACMA | 0 | 0 | 0 |  PACMA | 0 | 0 |
|  ESCAÑOS EN BLANCO | 0 | 0 | 0 |  EB | 0 | 0 |
|  PUM+J | 0 | 0 | 0 |  PUM+J | 0 | 0 |













| 2023 | Comparado con 10 N - 2019 | | | | |
|---------------|---------------------------|-------|---------|-------|-------|
| | Votos | % | | Votos | % |
| Participación | 724 | 78,95 | + 8,99% | 657 | 69,96 |
| Abstención | 193 | 21,04 | -8,99% | 282 | 30,03 |
| Votos válidos | 710 | 98,06 | + 0,04% | 644 | 98,02 |
| A candidatura | 705 | 99,29 | -0,39% | 642 | 99,68 |
| En blanco | 5 | 0,70 | + 0,39% | 2 | 0,31 |
| Votos nulos | 14 | 1,93 | -0,04% | 13 | 1,97 |

| 2023 | Comparado con 10 N - 2019 | | | | | |
|---|---------------------------|-------|---------|---|-------|-------|
| Candidaturas | Votos | % | | Candidaturas | Votos | % |
|  PP | 372 | 52,39 | + 12,02 |  PP | 260 | 40,37 |
|  PSOE | 239 | 33,66 | -0,65 |  PSOE | 221 | 34,31 |
|  VOX | 73 | 10,28 | -1,83 |  VOX | 78 | 12,11 |
|  SUMAR | 17 | 2,39 | | | | |
|  PCTE | 2 | 0,28 | + 0,28 |  PCTE | 0 | 0 |
|  3e | 1 | 0,14 | | | | |
|  PUM+J | 1 | 0,14 | -0,17 |  PUM+J | 2 | 0,31 |
|  FO | 0 | 0 | | | | |
|  RECORTES CERO | 0 | 0 | | | | |
|  PACMA | 0 | 0 | 0 |  PACMA | 0 | 0 |
|  ESCAÑOS EN BLANCO | 0 | 0 | 0 | | 0 | 0 |
| | | | |  EB | | |

















| 2023 | Comparado con 10 N - 2019 | | | | |
|---------------|---------------------------|-------|----------|-------|-------|
| | Votos | % | | Votos | % |
| Participación | 169 | 86,22 | + 11,59% | 153 | 74,63 |
| Abstención | 27 | 13,77 | -11,59% | 52 | 25,36 |
| Votos válidos | 168 | 99,40 | + 1,37% | 150 | 98,03 |
| A candidatura | 166 | 98,80 | -0,53% | 149 | 99,33 |
| En blanco | 2 | 1,19 | + 0,53% | 1 | 0,66 |
| Votos nulos | 1 | 0,59 | -1,37% | 3 | 1,96 |

| 2023 | | | Comparado con 10 N - 2019 | | | |
|---|-------|-------|---------------------------|---|-------|-------|
| Candidaturas | Votos | % | | Candidaturas | Votos | % |
|  PP | 111 | 66,07 | + 9,41 |  PP | 85 | 56,66 |
|  PSOE | 39 | 23,21 | -2,12 |  PSOE | 38 | 25,33 |
|  VOX | 13 | 7,73 | -3,60 |  VOX | 17 | 11,33 |
|  SUMAR | 3 | 1,78 | | | | |
|  FO | 0 | 0 | | | | |
|  3e | 0 | 0 | | | | |
|  PCTE | 0 | 0 | -0,66 |  PCTE | 1 | 0,66 |
|  RECORTES CERO | 0 | 0 | | | | |
|  PACMA | 0 | 0 | 0 |  PACMA | 0 | 0 |
|  ESCAÑOS EN BLANCO | 0 | 0 | 0 |  EB | 0 | 0 |
|  PUM+J | 0 | 0 | 0 |  PUM+J | 0 | 0 |



| 2023 | | | Comparado con 10 N - 2019 | |
|---------------|-------|---------------|---------------------------|--------|
| | Votos | % | Votos | % |
| Participación | 35 | 97,22 + 0,17% | 33 | 97,05 |
| Abstención | 1 | 2,77 -0,17% | 1 | 2,94 |
| Votos válidos | 35 | 100 0% | 33 | 100,00 |
| A candidatura | 33 | 94,28 -5,72% | 33 | 100,00 |
| En blanco | 2 | 5,71 + 5,71% | 0 | 0,00 |
| Votos nulos | 0 | 0 0% | 0 | 0,00 |

| 2023 | | | | Comparado con 10 N - 2019 | | |
|---|-------|-------|--------|---|-------|-------|
| Candidaturas | Votos | % | | Candidaturas | Votos | % |
|  PP | 22 | 62,85 | -3,81 |  PP | 22 | 66,66 |
|  PSOE | 10 | 28,57 | + 7,36 |  PSOE | 7 | 21,21 |
|  PACMA | 1 | 2,85 | + 2,85 |  PACMA | 0 | 0 |
|  FO | 0 | 0 | | | | |
|  3e | 0 | 0 | | | | |
|  PCTE | 0 | 0 | 0 |  PCTE | 0 | 0 |
|  SUMAR | 0 | 0 | | | | |
|  RECORTES CERO | 0 | 0 | | | | |
|  ESCAÑOS EN BLANCO | 0 | 0 | 0 |  EB | 0 | 0 |
|  VOX | 0 | 0 | -6,06 |  VOX | 2 | 6,06 |
|  PUM+J | 0 | 0 | 0 |  PUM+J | 0 | 0 |

















| 2023 | Comparado con 10 N - 2019 | | | |
|---------------|---------------------------|----------------|-------|-------|
| | Votos | % | Votos | % |
| Participación | 95 | 84,82 + 15,96% | 73 | 68,86 |
| Abstención | 17 | 15,17 -15,96% | 33 | 31,13 |
| Votos válidos | 95 | 100 + 4,11% | 70 | 95,89 |
| A candidatura | 92 | 96,84 -0,30% | 68 | 97,14 |
| En blanco | 3 | 3,15 + 0,30% | 2 | 2,85 |
| Votos nulos | 0 | 0 -4,10% | 3 | 4,10 |

| 2023 | Comparado con 10 N - 2019 | | | | | |
|---|---------------------------|-------|--------|---|-------|-------|
| Candidaturas | Votos | % | | Candidaturas | Votos | % |
|  PP | 41 | 43,15 | -1,13 |  PP | 31 | 44,28 |
|  PSOE | 34 | 35,78 | + 4,36 |  PSOE | 22 | 31,42 |
|  SUMAR | 9 | 9,47 | | | | |
|  VOX | 8 | 8,42 | + 7 |  VOX | 1 | 1,42 |
|  FO | 0 | 0 | | | | |
|  3e | 0 | 0 | | | | |
|  PCTE | 0 | 0 | 0 |  PCTE | 0 | 0 |
|  RECORTES CERO | 0 | 0 | | | | |
|  PACMA | 0 | 0 | -1,42 |  PACMA | 1 | 1,42 |
|  ESCAÑOS EN BLANCO | 0 | 0 | 0 |  EB | 0 | 0 |
|  PUM+J | 0 | 0 | 0 |  PUM+J | 0 | 0 |




| 2023 | Comparado con 10 N - 2019 | | | |
|---------------|---------------------------|---------------|-------|--------|
| | Votos | % | Votos | % |
| Participación | 42 | 77,77 + 3,64% | 43 | 74,13 |
| Abstención | 12 | 22,22 - 3,64% | 15 | 25,86 |
| Votos válidos | 40 | 95,23 - 4,77% | 43 | 100,00 |
| A candidatura | 40 | 100 + 4,66% | 41 | 95,34 |
| En blanco | 0 | 0 - 4,65% | 2 | 4,65 |
| Votos nulos | 2 | 4,76 + 4,76% | 0 | 0,00 |

| 2023 | Comparado con 10 N - 2019 | | | | | |
|---|---------------------------|-------|---------|---|-------|-------|
| Candidaturas | Votos | % | | Candidaturas | Votos | % |
|  PP | 29 | 72,50 | + 14,37 |  PP | 25 | 58,13 |
|  PSOE | 7 | 17,50 | + 3,55 |  PSOE | 6 | 13,95 |
|  VOX | 3 | 7,50 | - 1,80 |  VOX | 4 | 9,30 |
|  SUMAR | 1 | 2,50 | | | | |
|  FO | 0 | 0 | | | | |
|  3e | 0 | 0 | | | | |
|  PCTE | 0 | 0 | 0 |  PCTE | 0 | 0 |
|  RECORTES CERO | 0 | 0 | | | | |
|  PACMA | 0 | 0 | - 2,32 |  PACMA | 1 | 2,32 |
|  ESCAÑOS EN BLANCO | 0 | 0 | 0 |  EB | 0 | 0 |
|  PUM+J | 0 | 0 | 0 |  PUM+J | 0 | 0 |



















| 2023 | | | Comparado con 10 N - 2019 | |
|---------------|-------|---------------|---------------------------|-------|
| | Votos | % | Votos | % |
| Participación | 603 | 78,21 + 5,72% | 572 | 72,49 |
| Abstención | 168 | 21,78 - 5,72% | 217 | 27,50 |
| Votos válidos | 597 | 99 + 0,40% | 564 | 98,60 |
| A candidatura | 593 | 99,32 + 0,39% | 558 | 98,93 |
| En blanco | 4 | 0,67 - 0,39% | 6 | 1,06 |
| Votos nulos | 6 | 0,99 - 0,40% | 8 | 1,39 |

| 2023 | | | | | Comparado con 10 N - 2019 | | |
|---|-------|-------|---------|---|---------------------------|-------|--|
| Candidaturas | Votos | % | | Candidaturas | Votos | % | |
|  PP | 311 | 52,09 | + 11,31 |  PP | 230 | 40,78 | |
|  PSOE | 214 | 35,84 | + 2,16 |  PSOE | 190 | 33,68 | |
|  VOX | 38 | 6,36 | - 2,32 |  VOX | 49 | 8,68 | |
|  SUMAR | 28 | 4,69 | | | | | |
|  PACMA | 1 | 0,16 | - 1,61 |  PACMA | 10 | 1,77 | |
| ESCAÑOS | 1 | 0,16 | - 0,19 | | 2 | 0,35 | |
|  EN BLANCO | | | |  EB | | | |
|  FO | 0 | 0 | | | | | |
|  3e | 0 | 0 | | | | | |
|  PCTE | 0 | 0 | - 0,35 |  PCTE | 2 | 0,35 | |
|  RECORTES CERO | 0 | 0 | | | | | |
|  PUM+J | 0 | 0 | 0 |  PUM+J | 0 | 0 | |



















| 2023 | Comparado con 10 N - 2019 | | | |
|---------------|---------------------------|---------------|-------|--------|
| | Votos | % | Votos | % |
| Participación | 82 | 86,31 + 3,60% | 67 | 82,71 |
| Abstención | 13 | 13,68 -3,60% | 14 | 17,28 |
| Votos válidos | 82 | 100 0% | 67 | 100,00 |
| A candidatura | 82 | 100 + 4,48% | 64 | 95,52 |
| En blanco | 0 | 0 -4,47% | 3 | 4,47 |
| Votos nulos | 0 | 0 0% | 0 | 0,00 |

| 2023 | Comparado con 10 N - 2019 | | | | | |
|---|---------------------------|-------|--------|---|-------|-------|
| Candidaturas | Votos | % | | Candidaturas | Votos | % |
|  PP | 41 | 50 | + 8,21 |  PP | 28 | 41,79 |
|  PSOE | 27 | 32,92 | + 3,07 |  PSOE | 20 | 29,85 |
|  VOX | 10 | 12,19 | -2,73 |  VOX | 10 | 14,92 |
|  SUMAR | 3 | 3,65 | | | | |
|  PUM+J | 1 | 1,21 | + 1,21 |  PUM+J | 0 | 0 |
|  FO | 0 | 0 | | | | |
|  3e | 0 | 0 | | | | |
|  PCTE | 0 | 0 | 0 |  PCTE | 0 | 0 |
|  RECORTES CERO | 0 | 0 | | | | |
|  PACMA | 0 | 0 | 0 |  PACMA | 0 | 0 |
|  ESCAÑOS EN BLANCO | 0 | 0 | 0 | | 0 | 0 |
| | | | |  EB | | |

| 2023 | Comparado con 10 N - 2019 | | | |
|---------------|---------------------------|--------------|-------|--------|
| | Votos | % | Votos | % |
| Participación | 143 | 79 + 3,35% | 115 | 75,65 |
| Abstención | 38 | 20,99 -3,35% | 37 | 24,34 |
| Votos válidos | 143 | 100 + 0,87% | 114 | 99,13 |
| A candidatura | 140 | 97,90 -2,10% | 114 | 100,00 |
| En blanco | 3 | 2,09 + 2,09% | 0 | 0,00 |
| Votos nulos | 0 | 0 -0,86% | 1 | 0,86 |

| 2023 | Comparado con 10 N - 2019 | | | | | |
|---|---------------------------|-------|--------|---|-------|-------|
| Candidaturas | Votos | % | | Candidaturas | Votos | % |
|  PSOE | 55 | 38,46 | + 6,89 |  PSOE | 36 | 31,57 |
|  PP | 53 | 37,06 | + 2,85 |  PP | 39 | 34,21 |
|  VOX | 26 | 18,18 | + 4,15 |  VOX | 16 | 14,03 |
|  SUMAR | 6 | 4,19 | | | | |
|  FO | 0 | 0 | | | | |
|  3e | 0 | 0 | | | | |
|  PCTE | 0 | 0 | 0 |  PCTE | 0 | 0 |
|  RECORTES CERO | 0 | 0 | | | | |
|  PACMA | 0 | 0 | 0 |  PACMA | 0 | 0 |
|  ESCAÑOS EN BLANCO | 0 | 0 | 0 |  EB | 0 | 0 |
|  PUM+J | 0 | 0 | 0 |  PUM+J | 0 | 0 |


















| 2023 | Comparado con 10 N - 2019 | | | | |
|---------------|---------------------------|-------|----------|-------|-------|
| | Votos | % | | Votos | % |
| Participación | 79 | 84,04 | + 11,82% | 65 | 72,22 |
| Abstención | 15 | 15,95 | -11,82% | 25 | 27,77 |
| Votos válidos | 78 | 98,73 | + 0,27% | 64 | 98,46 |
| A candidatura | 77 | 98,71 | + 1,84% | 62 | 96,87 |
| En blanco | 1 | 1,28 | -1,84% | 2 | 3,12 |
| Votos nulos | 1 | 1,26 | -0,27% | 1 | 1,53 |

| 2023 | Comparado con 10 N - 2019 | | | | | |
|---|---------------------------|-------|---------|---|-------|-------|
| Candidaturas | Votos | % | | Candidaturas | Votos | % |
|  PP | 31 | 39,74 | + 10,06 |  PP | 19 | 29,68 |
|  PSOE | 29 | 37,17 | + 2,80 |  PSOE | 22 | 34,37 |
|  SUMAR | 12 | 15,38 | | | | |
|  VOX | 5 | 6,41 | -4,52 |  VOX | 7 | 10,93 |
|  FO | 0 | 0 | | | | |
|  3e | 0 | 0 | | | | |
|  PCTE | 0 | 0 | 0 |  PCTE | 0 | 0 |
|  RECORTES CERO | 0 | 0 | | | | |
|  PACMA | 0 | 0 | 0 |  PACMA | 0 | 0 |
|  ESCAÑOS EN BLANCO | 0 | 0 | 0 |  EB | 0 | 0 |
|  PUM+J | 0 | 0 | 0 |  PUM+J | 0 | 0 |


















| 2023 | | | Comparado con 10 N - 2019 | |
|---------------|-------|---------------|---------------------------|-------|
| | Votos | % | Votos | % |
| Participación | 3.273 | 73,12 + 6,92% | 2.982 | 66,20 |
| Abstención | 1.203 | 26,87 -6,92% | 1.522 | 33,79 |
| Votos válidos | 3.217 | 98,28 + 0,03% | 2.930 | 98,25 |
| A candidatura | 3.192 | 99,22 + 0,32% | 2.898 | 98,90 |
| En blanco | 25 | 0,77 -0,32% | 32 | 1,09 |
| Votos nulos | 56 | 1,71 -0,03% | 52 | 1,74 |

| 2023 | | | Comparado con 10 N - 2019 | | | |
|---------------------------|-------|-------|---------------------------|---------|-------|-------|
| Candidaturas | Votos | % | | Votos | % | |
| ● PP | 1.572 | 48,86 | + 9,55 | ● PP | 1.152 | 39,31 |
| ● PSOE | 1.086 | 33,75 | -0,51 | ● PSOE | 1.004 | 34,26 |
| ● VOX | 280 | 8,70 | -1,57 | ● VOX | 301 | 10,27 |
| ● SUMAR | 224 | 6,96 | | | | |
| ESCAÑOS ● EN BLANCO | 8 | 0,24 | + 0,14 | ● EB | 3 | 0,10 |
| ● PACMA | 7 | 0,21 | + 0,01 | ● PACMA | 6 | 0,20 |
| ● FO | 4 | 0,12 | | | | |
| ● 3e | 4 | 0,12 | | | | |
| ● PCTE | 3 | 0,09 | + 0,06 | ● PCTE | 1 | 0,03 |
| ● PUM+J | 3 | 0,09 | -0,11 | ● PUM+J | 6 | 0,20 |
| ● RECORTES CERO | 1 | 0,03 | | | | |

| 2023 | Comparado con 10 N - 2019 | | | |
|---------------|---------------------------|---------------|-------|-------|
| | Votos | % | Votos | % |
| Participación | 206 | 84,77 + 9,46% | 180 | 75,31 |
| Abstención | 37 | 15,22 -9,46% | 59 | 24,68 |
| Votos válidos | 201 | 97,57 -0,76% | 177 | 98,33 |
| A candidatura | 200 | 99,50 + 0,07% | 176 | 99,43 |
| En blanco | 1 | 0,49 -0,07% | 1 | 0,56 |
| Votos nulos | 5 | 2,42 + 0,76% | 3 | 1,66 |

| 2023 | Comparado con 10 N - 2019 | | | | | |
|---|---------------------------|-------|--------|---|-------|-------|
| Candidaturas | Votos | % | | Candidaturas | Votos | % |
|  PP | 94 | 46,76 | + 0,44 |  PP | 82 | 46,32 |
|  PSOE | 75 | 37,31 | + 6,24 |  PSOE | 55 | 31,07 |
|  SUMAR | 21 | 10,44 | | | | |
|  ESCAÑOS EN BLANCO | 9 | 4,47 | + 4,47 |  EB | 0 | 0 |
|  PACMA | 1 | 0,49 | -0,07 |  PACMA | 1 | 0,56 |
|  FO | 0 | 0 | | | | |
|  3e | 0 | 0 | | | | |
|  PCTE | 0 | 0 | -1,12 |  PCTE | 2 | 1,12 |
|  RECORTES CERO | 0 | 0 | | | | |
|  VOX | 0 | 0 | -5,08 |  VOX | 9 | 5,08 |
|  PUM+J | 0 | 0 | 0 |  PUM+J | 0 | 0 |















| 2023 | Comparado con 10 N - 2019 | | | |
|---------------|---------------------------|---------------|-------|--------|
| | Votos | % | Votos | % |
| Participación | 69 | 75,82 + 4,40% | 70 | 71,42 |
| Abstención | 22 | 24,17 -4,40% | 28 | 28,57 |
| Votos válidos | 69 | 100 0% | 70 | 100,00 |
| A candidatura | 69 | 100 0% | 70 | 100,00 |
| En blanco | 0 | 0 0% | 0 | 0,00 |
| Votos nulos | 0 | 0 0% | 0 | 0,00 |

| 2023 | | | Comparado con 10 N - 2019 | | | |
|---|-------|-------|---------------------------|---|----|-------|
| Candidaturas | Votos | % | Candidaturas | Votos | % | |
|  PP | 39 | 56,52 | -7,76 |  PP | 45 | 64,28 |
|  PSOE | 14 | 20,28 | + 3,14 |  PSOE | 12 | 17,14 |
|  VOX | 10 | 14,49 | + 7,35 |  VOX | 5 | 7,14 |
|  SUMAR | 6 | 8,69 | | | | |
|  FO | 0 | 0 | | | | |
|  3e | 0 | 0 | | | | |
|  PCTE | 0 | 0 | 0 |  PCTE | 0 | 0 |
|  RECORTES CERO | 0 | 0 | | | | |
|  PACMA | 0 | 0 | 0 |  PACMA | 0 | 0 |
|  ESCAÑOS EN BLANCO | 0 | 0 | 0 |  EB | 0 | 0 |
|  PUM+J | 0 | 0 | 0 |  PUM+J | 0 | 0 |



| 2023 | Comparado con 10 N - 2019 | | | | |
|---------------|---------------------------|-------|--------|-------|-------|
| | Votos | % | | Votos | % |
| Participación | 326 | 71,33 | -4,43% | 197 | 75,76 |
| Abstención | 131 | 28,66 | +4,43% | 63 | 24,23 |
| Votos válidos | 324 | 99,38 | +1,92% | 192 | 97,46 |
| A candidatura | 323 | 99,69 | +0,22% | 191 | 99,47 |
| En blanco | 1 | 0,30 | -0,22% | 1 | 0,52 |
| Votos nulos | 2 | 0,61 | -1,92% | 5 | 2,53 |

| 2023 | Comparado con 10 N - 2019 | | | | | |
|---|---------------------------|-------|-------|---|-------|-------|
| Candidaturas | Votos | % | | Candidaturas | Votos | % |
|  PP | 125 | 38,58 | +1,08 |  PP | 72 | 37,50 |
|  PSOE | 79 | 24,38 | -4,26 |  PSOE | 55 | 28,64 |
|  VOX | 73 | 22,53 | +7,95 |  VOX | 28 | 14,58 |
|  SUMAR | 37 | 11,41 | | | | |
| ESCAÑOS  EN BLANCO | 5 | 1,54 | +1,54 |  EB | 0 | 0 |
|  FO | 2 | 0,61 | | | | |
|  PACMA | 2 | 0,61 | -1,47 |  PACMA | 4 | 2,08 |
|  3e | 0 | 0 | | | | |
|  PCTE | 0 | 0 | 0 |  PCTE | 0 | 0 |
|  RECORTES CERO | 0 | 0 | | | | |
|  PUM+J | 0 | 0 | 0 |  PUM+J | 0 | 0 |












| 2023 | Comparado con 10 N - 2019 | | | |
|---------------|---------------------------|---------------|-------|-------|
| | Votos | % | Votos | % |
| Participación | 162 | 81,81 + 3,21% | 147 | 78,60 |
| Abstención | 36 | 18,18 - 3,21% | 40 | 21,39 |
| Votos válidos | 161 | 99,38 + 2,11% | 143 | 97,27 |
| A candidatura | 161 | 100 + 0,70% | 142 | 99,30 |
| En blanco | 0 | 0 - 0,69% | 1 | 0,69 |
| Votos nulos | 1 | 0,61 - 2,11% | 4 | 2,72 |

| 2023 | | | Comparado con 10 N - 2019 | | | |
|---|-------|-------|---------------------------|---|----|-------|
| Candidaturas | Votos | % | Candidaturas | Votos | % | |
|  PP | 89 | 55,27 | -2,07 |  PP | 82 | 57,34 |
|  PSOE | 34 | 21,11 | + 2,23 |  PSOE | 27 | 18,88 |
|  VOX | 27 | 16,77 | + 2,79 |  VOX | 20 | 13,98 |
|  SUMAR | 10 | 6,21 | | | | |
|  PCTE | 1 | 0,62 | + 0,62 |  PCTE | 0 | 0 |
|  FO | 0 | 0 | | | | |
|  3e | 0 | 0 | | | | |
|  RECORTES CERO | 0 | 0 | | | | |
|  PACMA | 0 | 0 | -0,69 |  PACMA | 1 | 0,69 |
|  ESCAÑOS EN BLANCO | 0 | 0 | 0 |  EB | 0 | 0 |
|  PUM+J | 0 | 0 | 0 |  PUM+J | 0 | 0 |



















| 2023 | Comparado con 10 N - 2019 | | | |
|---------------|---------------------------|---------------|-------|-------|
| | Votos | % | Votos | % |
| Participación | 195 | 84,78 + 3,61% | 194 | 81,17 |
| Abstención | 35 | 15,21 -3,61% | 45 | 18,82 |
| Votos válidos | 189 | 96,92 + 0,53% | 187 | 96,39 |
| A candidatura | 186 | 98,41 + 0,02% | 184 | 98,39 |
| En blanco | 3 | 1,58 -0,02% | 3 | 1,60 |
| Votos nulos | 6 | 3,07 -0,53% | 7 | 3,60 |

| 2023 | Comparado con 10 N - 2019 | | | | | |
|---|---------------------------|-------|--------|---|-------|-------|
| Candidaturas | Votos | % | | Candidaturas | Votos | % |
|  PP | 98 | 51,85 | + 5,33 |  PP | 87 | 46,52 |
|  PSOE | 42 | 22,22 | -4,51 |  PSOE | 50 | 26,73 |
|  VOX | 35 | 18,51 | + 4,61 |  VOX | 26 | 13,90 |
|  SUMAR | 6 | 3,17 | | | | |
|  3e | 2 | 1,05 | | | | |
|  RECORTES CERO | 1 | 0,52 | | | | |
|  PACMA | 1 | 0,52 | + 0,52 |  PACMA | 0 | 0 |
|  PUM+J | 1 | 0,52 | -0,01 |  PUM+J | 1 | 0,53 |
|  FO | 0 | 0 | | | | |
|  PCTE | 0 | 0 | 0 |  PCTE | 0 | 0 |
|  ESCAÑOS EN BLANCO | 0 | 0 | 0 | | 0 | 0 |
| | | | |  EB | | |










| 2023 | Comparado con 10 N - 2019 | | | |
|---------------|---------------------------|----------------|-------|--------|
| | Votos | % | Votos | % |
| Participación | 70 | 78,65 + 11,99% | 56 | 66,66 |
| Abstención | 19 | 21,34 -11,99% | 28 | 33,33 |
| Votos válidos | 68 | 97,14 -1,07% | 55 | 98,21 |
| A candidatura | 68 | 100 0% | 55 | 100,00 |
| En blanco | 0 | 0 0% | 0 | 0,00 |
| Votos nulos | 2 | 2,85 + 1,07% | 1 | 1,78 |

| 2023 | | | Comparado con 10 N - 2019 | | | |
|---|-------|-------|---------------------------|---|----|-------|
| Candidaturas | Votos | % | Candidaturas | Votos | % | |
|  PP | 37 | 54,41 | + 5,32 |  PP | 27 | 49,09 |
|  PSOE | 21 | 30,88 | + 1,79 |  PSOE | 16 | 29,09 |
|  SUMAR | 6 | 8,82 | | | | |
|  VOX | 2 | 2,94 | + 1,13 |  VOX | 1 | 1,81 |
|  3e | 1 | 1,47 | | | | |
|  PUM+J | 1 | 1,47 | -0,34 |  PUM+J | 1 | 1,81 |
|  FO | 0 | 0 | | | | |
|  PCTE | 0 | 0 | 0 |  PCTE | 0 | 0 |
|  RECORTES CERO | 0 | 0 | | | | |
|  PACMA | 0 | 0 | -1,81 |  PACMA | 1 | 1,81 |
|  ESCAÑOS EN BLANCO | 0 | 0 | 0 |  EB | 0 | 0 |












| 2023 | Comparado con 10 N - 2019 | | | |
|---------------|---------------------------|----------------|-------|--------|
| | Votos | % | Votos | % |
| Participación | 31 | 88,57 + 12,10% | 26 | 76,47 |
| Abstención | 4 | 11,42 -12,10% | 8 | 23,52 |
| Votos válidos | 30 | 96,77 + 0,62% | 25 | 96,15 |
| A candidatura | 30 | 100 0% | 25 | 100,00 |
| En blanco | 0 | 0 0% | 0 | 0,00 |
| Votos nulos | 1 | 3,22 -0,62% | 1 | 3,84 |

| 2023 | Comparado con 10 N - 2019 | | | | | |
|---|---------------------------|-------|--------|---|-------|----|
| Candidaturas | Votos | % | | Candidaturas | Votos | % |
|  PSOE | 17 | 56,66 | -11,34 |  PSOE | 17 | 68 |
|  PP | 8 | 26,66 | -1,34 |  PP | 7 | 28 |
|  SUMAR | 3 | 10 | | | | |
|  VOX | 1 | 3,33 | -0,67 |  VOX | 1 | 4 |
|  PUM+J | 1 | 3,33 | + 3,33 |  PUM+J | 0 | 0 |
|  FO | 0 | 0 | | | | |
|  3e | 0 | 0 | | | | |
|  PCTE | 0 | 0 | 0 |  PCTE | 0 | 0 |
|  RECORTES CERO | 0 | 0 | | | | |
|  PACMA | 0 | 0 | 0 |  PACMA | 0 | 0 |
|  ESCAÑOS EN BLANCO | 0 | 0 | 0 |  EB | 0 | 0 |






| 2023 | Comparado con 10 N - 2019 | | | |
|---------------|---------------------------|---------------|-------|-------|
| | Votos | % | Votos | % |
| Participación | 114 | 80,85 -0,31% | 125 | 81,16 |
| Abstención | 27 | 19,14 + 0,31% | 29 | 18,83 |
| Votos válidos | 113 | 99,12 + 1,52% | 122 | 97,60 |
| A candidatura | 113 | 100 + 2,46% | 119 | 97,54 |
| En blanco | 0 | 0 -2,45% | 3 | 2,45 |
| Votos nulos | 1 | 0,87 -1,53% | 3 | 2,40 |

| 2023 | | | Comparado con 10 N - 2019 | | | |
|---|-------|-------|---------------------------|---|----|-------|
| Candidaturas | Votos | % | Candidaturas | Votos | % | |
|  PSOE | 59 | 52,21 | + 11,23 |  PSOE | 50 | 40,98 |
|  PP | 46 | 40,70 | + 12,02 |  PP | 35 | 28,68 |
|  VOX | 6 | 5,30 | -5,35 |  VOX | 13 | 10,65 |
|  SUMAR | 2 | 1,76 | | | | |
|  FO | 0 | 0 | | | | |
|  3e | 0 | 0 | | | | |
|  PCTE | 0 | 0 | 0 |  PCTE | 0 | 0 |
|  RECORTES CERO | 0 | 0 | | | | |
|  PACMA | 0 | 0 | -0,81 |  PACMA | 1 | 0,81 |
|  ESCAÑOS EN BLANCO | 0 | 0 | 0 |  EB | 0 | 0 |
|  PUM+J | 0 | 0 | -0,81 |  PUM+J | 1 | 0,81 |



















| 2023 | Comparado con 10 N - 2019 | | | |
|---------------|---------------------------|---------------|-------|--------|
| | Votos | % | Votos | % |
| Participación | 28 | 73,68 -7,27% | 34 | 80,95 |
| Abstención | 10 | 26,31 + 7,27% | 8 | 19,04 |
| Votos válidos | 28 | 100 0% | 34 | 100,00 |
| A candidatura | 28 | 100 0% | 34 | 100,00 |
| En blanco | 0 | 0 0% | 0 | 0,00 |
| Votos nulos | 0 | 0 0% | 0 | 0,00 |

| 2023 | Comparado con 10 N - 2019 | | | | | |
|---|---------------------------|-------|--------|---|-------|-------|
| Candidaturas | Votos | % | | Candidaturas | Votos | % |
|  PSOE | 16 | 57,14 | -7,56 |  PSOE | 22 | 64,70 |
|  PP | 9 | 32,14 | + 5,67 |  PP | 9 | 26,47 |
|  SUMAR | 2 | 7,14 | | | | |
|  VOX | 1 | 3,57 | + 3,57 |  VOX | 0 | 0 |
|  FO | 0 | 0 | | | | |
|  3e | 0 | 0 | | | | |
|  PCTE | 0 | 0 | 0 |  PCTE | 0 | 0 |
|  RECORTES CERO | 0 | 0 | | | | |
|  PACMA | 0 | 0 | 0 |  PACMA | 0 | 0 |
|  ESCAÑOS EN BLANCO | 0 | 0 | 0 |  EB | 0 | 0 |
|  PUM+J | 0 | 0 | 0 |  PUM+J | 0 | 0 |



















| 2023 | Comparado con 10 N - 2019 | | | |
|---------------|---------------------------|---------------|-------|--------|
| | Votos | % | Votos | % |
| Participación | 78 | 81,25 + 1,87% | 77 | 79,38 |
| Abstención | 18 | 18,75 -1,86% | 20 | 20,61 |
| Votos válidos | 78 | 100 0% | 77 | 100,00 |
| A candidatura | 78 | 100 + 1,30% | 76 | 98,70 |
| En blanco | 0 | 0 -1,29% | 1 | 1,29 |
| Votos nulos | 0 | 0 0% | 0 | 0,00 |

| 2023 | | | Comparado con 10 N - 2019 | | | |
|---|-------|-------|---------------------------|---|----|-------|
| Candidaturas | Votos | % | Candidaturas | Votos | % | |
|  PSOE | 38 | 48,71 | + 1,96 |  PSOE | 36 | 46,75 |
|  PP | 30 | 38,46 | -1,79 |  PP | 31 | 40,25 |
|  VOX | 5 | 6,41 | + 2,52 |  VOX | 3 | 3,89 |
|  SUMAR | 4 | 5,12 | | | | |
|  FO | 1 | 1,28 | | | | |
|  3e | 0 | 0 | | | | |
|  PCTE | 0 | 0 | 0 |  PCTE | 0 | 0 |
|  RECORTES CERO | 0 | 0 | | | | |
|  PACMA | 0 | 0 | 0 |  PACMA | 0 | 0 |
|  ESCAÑOS EN BLANCO | 0 | 0 | 0 |  EB | 0 | 0 |
|  PUM+J | 0 | 0 | 0 |  PUM+J | 0 | 0 |







| 2023 | Comparado con 10 N - 2019 | | | |
|---------------|---------------------------|----------------|-------|--------|
| | Votos | % | Votos | % |
| Participación | 8 | 88,88 -11,12% | 10 | 100,00 |
| Abstención | 1 | 11,11 + 11,11% | 0 | 0,00 |
| Votos válidos | 8 | 100 0% | 10 | 100,00 |
| A candidatura | 8 | 100 + 10% | 9 | 90,00 |
| En blanco | 0 | 0 -10% | 1 | 10,00 |
| Votos nulos | 0 | 0 0% | 0 | 0,00 |

| 2023 | Comparado con 10 N - 2019 | | | | | |
|---|---------------------------|-------|--------|---|-------|----|
| Candidaturas | Votos | % | | Candidaturas | Votos | % |
|  PSOE | 6 | 75 | + 5 |  PSOE | 7 | 70 |
|  PP | 1 | 12,50 | + 2,50 |  PP | 1 | 10 |
|  SUMAR | 1 | 12,50 | | | | |
|  FO | 0 | 0 | | | | |
|  3e | 0 | 0 | | | | |
|  PCTE | 0 | 0 | 0 |  PCTE | 0 | 0 |
|  RECORTES CERO | 0 | 0 | | | | |
|  PACMA | 0 | 0 | 0 |  PACMA | 0 | 0 |
|  ESCAÑOS EN BLANCO | 0 | 0 | 0 |  EB | 0 | 0 |
|  VOX | 0 | 0 | 0 |  VOX | 0 | 0 |
|  PUM+J | 0 | 0 | 0 |  PUM+J | 0 | 0 |

| 2023 | Comparado con 10 N - 2019 | | | |
|---------------|---------------------------|---------------|-------|--------|
| | Votos | % | Votos | % |
| Participación | 355 | 87 +10,06% | 317 | 76,94 |
| Abstención | 53 | 12,99 -10,06% | 95 | 23,05 |
| Votos válidos | 352 | 99,15 -0,85% | 317 | 100,00 |
| A candidatura | 349 | 99,14 +0,41% | 313 | 98,73 |
| En blanco | 3 | 0,85 -0,41% | 4 | 1,26 |
| Votos nulos | 3 | 0,84 +0,84% | 0 | 0,00 |

| 2023 | | | Comparado con 10 N - 2019 | | | |
|---|-------|-------|---------------------------|---|-----|-------|
| Candidaturas | Votos | % | Candidaturas | Votos | % | |
|  PP | 168 | 47,72 | +10,50 |  PP | 118 | 37,22 |
|  PSOE | 146 | 41,47 | +1,10 |  PSOE | 128 | 40,37 |
|  VOX | 23 | 6,53 | -4,51 |  VOX | 35 | 11,04 |
|  SUMAR | 12 | 3,40 | | | | |
|  FO | 0 | 0 | | | | |
|  3e | 0 | 0 | | | | |
|  PCTE | 0 | 0 | 0 |  PCTE | 0 | 0 |
|  RECORTES CERO | 0 | 0 | | | | |
|  PACMA | 0 | 0 | -0,63 |  PACMA | 2 | 0,63 |
|  ESCAÑOS EN BLANCO | 0 | 0 | 0 |  EB | 0 | 0 |
|  PUM+J | 0 | 0 | -0,31 |  PUM+J | 1 | 0,31 |



















| 2023 | Comparado con 10 N - 2019 | | | |
|---------------|---------------------------|----------------|-------|--------|
| | Votos | % | Votos | % |
| Participación | 26 | 86,66 + 12,59% | 20 | 74,07 |
| Abstención | 4 | 13,33 -12,59% | 7 | 25,92 |
| Votos válidos | 26 | 100 0% | 20 | 100,00 |
| A candidatura | 25 | 96,15 + 1,15% | 19 | 95,00 |
| En blanco | 1 | 3,84 -1,16% | 1 | 5,00 |
| Votos nulos | 0 | 0 0% | 0 | 0,00 |

| 2023 | | | Comparado con 10 N - 2019 | | | |
|---|-------|-------|---------------------------|---|---|----|
| Candidaturas | Votos | % | Candidaturas | Votos | % | |
|  PP | 12 | 46,15 | + 11,15 |  PP | 7 | 35 |
|  PSOE | 7 | 26,92 | + 6,92 |  PSOE | 4 | 20 |
|  SUMAR | 3 | 11,53 | | | | |
|  VOX | 3 | 11,53 | -3,47 |  VOX | 3 | 15 |
|  FO | 0 | 0 | | | | |
|  3e | 0 | 0 | | | | |
|  PCTE | 0 | 0 | 0 |  PCTE | 0 | 0 |
|  RECORTES CERO | 0 | 0 | | | | |
|  PACMA | 0 | 0 | 0 |  PACMA | 0 | 0 |
|  ESCAÑOS EN BLANCO | 0 | 0 | 0 |  EB | 0 | 0 |
|  PUM+J | 0 | 0 | 0 |  PUM+J | 0 | 0 |



















| 2023 | Comparado con 10 N - 2019 | | | |
|---------------|---------------------------|--------------|-------|--------|
| | Votos | % | Votos | % |
| Participación | 8 | 100 0% | 10 | 100,00 |
| Abstención | 0 | 0 0% | 0 | 0,00 |
| Votos válidos | 8 | 100 +10% | 9 | 90,00 |
| A candidatura | 7 | 87,50 -1,38% | 8 | 88,88 |
| En blanco | 1 | 12,50 +1,39% | 1 | 11,11 |
| Votos nulos | 0 | 0 -10% | 1 | 10,00 |

| 2023 | | | Comparado con 10 N - 2019 | | | |
|---|-------|-------|---------------------------|---|---|-------|
| Candidaturas | Votos | % | Candidaturas | Votos | % | |
|  VOX | 3 | 37,50 | +26,39 |  VOX | 1 | 11,11 |
|  PP | 2 | 25 | -30,55 |  PP | 5 | 55,55 |
|  PSOE | 2 | 25 | +2,78 |  PSOE | 2 | 22,22 |
|  FO | 0 | 0 | | | | |
|  3e | 0 | 0 | | | | |
|  PCTE | 0 | 0 | 0 |  PCTE | 0 | 0 |
|  SUMAR | 0 | 0 | | | | |
|  RECORTES CERO | 0 | 0 | | | | |
|  PACMA | 0 | 0 | 0 |  PACMA | 0 | 0 |
|  ESCAÑOS EN BLANCO | 0 | 0 | 0 |  EB | 0 | 0 |
|  PUM+J | 0 | 0 | 0 |  PUM+J | 0 | 0 |



















| 2023 | Comparado con 10 N - 2019 | | | | |
|---------------|---------------------------|-------|--------|-------|--------|
| | Votos | % | | Votos | % |
| Participación | 113 | 82,48 | -0,27% | 120 | 82,75 |
| Abstención | 24 | 17,51 | +0,27% | 25 | 17,24 |
| Votos válidos | 110 | 97,34 | -1,82% | 119 | 99,16 |
| A candidatura | 110 | 100 | 0% | 119 | 100,00 |
| En blanco | 0 | 0 | 0% | 0 | 0,00 |
| Votos nulos | 3 | 2,65 | +1,82% | 1 | 0,83 |

| 2023 | Comparado con 10 N - 2019 | | | | | |
|---|---------------------------|-------|-------|---|-------|-------|
| Candidaturas | Votos | % | | Candidaturas | Votos | % |
|  PSOE | 57 | 51,81 | +3,08 |  PSOE | 58 | 48,73 |
|  PP | 49 | 44,54 | +5,89 |  PP | 46 | 38,65 |
|  SUMAR | 3 | 2,72 | | | | |
|  VOX | 1 | 0,90 | -0,78 |  VOX | 2 | 1,68 |
|  FO | 0 | 0 | | | | |
|  3e | 0 | 0 | | | | |
|  PCTE | 0 | 0 | 0 |  PCTE | 0 | 0 |
|  RECORTES CERO | 0 | 0 | | | | |
|  PACMA | 0 | 0 | 0 |  PACMA | 0 | 0 |
|  ESCAÑOS EN BLANCO | 0 | 0 | 0 |  EB | 0 | 0 |
|  PUM+J | 0 | 0 | 0 |  PUM+J | 0 | 0 |



















| 2023 | Comparado con 10 N - 2019 | | | |
|---------------|---------------------------|---------------|-------|--------|
| | Votos | % | Votos | % |
| Participación | 235 | 83,62 + 5,18% | 222 | 78,44 |
| Abstención | 46 | 16,37 - 5,18% | 61 | 21,55 |
| Votos válidos | 229 | 97,44 - 0,30% | 217 | 97,74 |
| A candidatura | 226 | 98,68 - 1,32% | 217 | 100,00 |
| En blanco | 3 | 1,31 + 1,31% | 0 | 0,00 |
| Votos nulos | 6 | 2,55 + 0,30% | 5 | 2,25 |

| 2023 | | | Comparado con 10 N - 2019 | | | |
|---|-------|-------|---------------------------|---|----|-------|
| Candidaturas | Votos | % | Candidaturas | Votos | % | |
|  PP | 116 | 50,65 | + 8,26 |  PP | 92 | 42,39 |
|  PSOE | 59 | 25,76 | + 0,88 |  PSOE | 54 | 24,88 |
|  VOX | 36 | 15,72 | - 2,25 |  VOX | 39 | 17,97 |
|  SUMAR | 13 | 5,67 | | | | |
|  FO | 2 | 0,87 | | | | |
|  3e | 0 | 0 | | | | |
|  PCTE | 0 | 0 | 0 |  PCTE | 0 | 0 |
|  RECORTES CERO | 0 | 0 | | | | |
|  PACMA | 0 | 0 | 0 |  PACMA | 0 | 0 |
|  ESCAÑOS EN BLANCO | 0 | 0 | 0 |  EB | 0 | 0 |
|  PUM+J | 0 | 0 | 0 |  PUM+J | 0 | 0 |














| 2023 | Comparado con 10 N - 2019 | | | |
|---------------|---------------------------|---------------|-------|-------|
| | Votos | % | Votos | % |
| Participación | 200 | 82,64 + 6,61% | 184 | 76,03 |
| Abstención | 42 | 17,35 -6,61% | 58 | 23,96 |
| Votos válidos | 196 | 98 -0,36% | 181 | 98,36 |
| A candidatura | 196 | 100 + 0,56% | 180 | 99,44 |
| En blanco | 0 | 0 -0,55% | 1 | 0,55 |
| Votos nulos | 4 | 2 + 0,37% | 3 | 1,63 |

| 2023 | Comparado con 10 N - 2019 | | | | | |
|---|---------------------------|-------|--------|---|-------|-------|
| Candidaturas | Votos | % | | Candidaturas | Votos | % |
|  PP | 110 | 56,12 | + 8,06 |  PP | 87 | 48,06 |
|  PSOE | 60 | 30,61 | -1,98 |  PSOE | 59 | 32,59 |
|  VOX | 18 | 9,18 | -2,42 |  VOX | 21 | 11,60 |
|  SUMAR | 8 | 4,08 | | | | |
|  FO | 0 | 0 | | | | |
|  3e | 0 | 0 | | | | |
|  PCTE | 0 | 0 | 0 |  PCTE | 0 | 0 |
|  RECORTES CERO | 0 | 0 | | | | |
|  PACMA | 0 | 0 | 0 |  PACMA | 0 | 0 |
|  ESCAÑOS EN BLANCO | 0 | 0 | 0 |  EB | 0 | 0 |
|  PUM+J | 0 | 0 | 0 |  PUM+J | 0 | 0 |















| 2023 | Comparado con 10 N - 2019 | | | |
|---------------|---------------------------|---------------|-------|-------|
| | Votos | % | Votos | % |
| Participación | 560 | 76,50 + 2,77% | 539 | 73,73 |
| Abstención | 172 | 23,49 -2,77% | 192 | 26,26 |
| Votos válidos | 556 | 99,28 + 0,40% | 533 | 98,88 |
| A candidatura | 549 | 98,74 -0,50% | 529 | 99,24 |
| En blanco | 7 | 1,25 + 0,50% | 4 | 0,75 |
| Votos nulos | 4 | 0,71 -0,40% | 6 | 1,11 |

| 2023 | | | Comparado con 10 N - 2019 | | | |
|---|-------|-------|---------------------------|---|-----|-------|
| Candidaturas | Votos | % | Candidaturas | Votos | % | |
|  PP | 272 | 48,92 | + 6,71 |  PP | 225 | 42,21 |
|  PSOE | 217 | 39,02 | + 4,69 |  PSOE | 183 | 34,33 |
|  VOX | 34 | 6,11 | -5,14 |  VOX | 60 | 11,25 |
|  SUMAR | 21 | 3,77 | | | | |
|  PCTE | 2 | 0,35 | + 0,35 |  PCTE | 0 | 0 |
|  PACMA | 2 | 0,35 | -0,77 |  PACMA | 6 | 1,12 |
|  FO | 1 | 0,17 | | | | |
|  3e | 0 | 0 | | | | |
|  RECORTES CERO | 0 | 0 | | | | |
|  ESCAÑOS EN BLANCO | 0 | 0 | 0 |  EB | 0 | 0 |
|  PUM+J | 0 | 0 | 0 |  PUM+J | 0 | 0 |




















| 2023 | Comparado con 10 N - 2019 | | | |
|---------------|---------------------------|--------|-------|--------|
| | Votos | % | Votos | % |
| Participación | 12 | 100 0% | 8 | 100,00 |
| Abstención | 0 | 0 0% | 0 | 0,00 |
| Votos válidos | 12 | 100 0% | 8 | 100,00 |
| A candidatura | 12 | 100 0% | 8 | 100,00 |
| En blanco | 0 | 0 0% | 0 | 0,00 |
| Votos nulos | 0 | 0 0% | 0 | 0,00 |

| 2023 | | | | Comparado con 10 N - 2019 | | |
|---|-------|-------|--------|---|-------|----|
| Candidaturas | Votos | % | | Candidaturas | Votos | % |
|  PP | 7 | 58,33 | -16,67 |  PP | 6 | 75 |
|  VOX | 3 | 25 | +25 |  VOX | 0 | 0 |
|  PSOE | 1 | 8,33 | -16,67 |  PSOE | 2 | 25 |
|  SUMAR | 1 | 8,33 | | | | |
|  FO | 0 | 0 | | | | |
|  3e | 0 | 0 | | | | |
|  PCTE | 0 | 0 | 0 |  PCTE | 0 | 0 |
|  RECORTES CERO | 0 | 0 | | | | |
|  PACMA | 0 | 0 | 0 |  PACMA | 0 | 0 |
|  ESCAÑOS EN BLANCO | 0 | 0 | 0 |  EB | 0 | 0 |
|  PUM+J | 0 | 0 | 0 |  PUM+J | 0 | 0 |



















| 2023 | Comparado con 10 N - 2019 | | | |
|---------------|---------------------------|---------------|-------|-------|
| | Votos | % | Votos | % |
| Participación | 100 | 86,20 + 2,87% | 90 | 83,33 |
| Abstención | 16 | 13,79 -2,87% | 18 | 16,66 |
| Votos válidos | 98 | 98 -0,88% | 89 | 98,88 |
| A candidatura | 96 | 97,95 -0,92% | 88 | 98,87 |
| En blanco | 2 | 2,04 + 0,92% | 1 | 1,12 |
| Votos nulos | 2 | 2 + 0,89% | 1 | 1,11 |

| 2023 | | | Comparado con 10 N - 2019 | | | |
|---|-------|-------|---------------------------|---|----|-------|
| Candidaturas | Votos | % | Candidaturas | Votos | % | |
|  PP | 53 | 54,08 | + 15,88 |  PP | 34 | 38,20 |
|  PSOE | 28 | 28,57 | -7,38 |  PSOE | 32 | 35,95 |
|  VOX | 9 | 9,18 | + 3,57 |  VOX | 5 | 5,61 |
|  SUMAR | 6 | 6,12 | | | | |
|  FO | 0 | 0 | | | | |
|  3e | 0 | 0 | | | | |
|  PCTE | 0 | 0 | 0 |  PCTE | 0 | 0 |
|  RECORTES CERO | 0 | 0 | | | | |
|  PACMA | 0 | 0 | 0 |  PACMA | 0 | 0 |
|  ESCAÑOS EN BLANCO | 0 | 0 | 0 |  EB | 0 | 0 |
|  PUM+J | 0 | 0 | -1,12 |  PUM+J | 1 | 1,12 |



















| 2023 | Comparado con 10 N - 2019 | | | |
|---------------|---------------------------|--------------|-------|--------|
| | Votos | % | Votos | % |
| Participación | 126 | 84 + 1,47% | 104 | 82,53 |
| Abstención | 24 | 16 -1,46% | 22 | 17,46 |
| Votos válidos | 123 | 97,61 -2,39% | 104 | 100,00 |
| A candidatura | 120 | 97,56 -1,47% | 103 | 99,03 |
| En blanco | 3 | 2,43 + 1,47% | 1 | 0,96 |
| Votos nulos | 3 | 2,38 + 2,38% | 0 | 0,00 |

| 2023 | | | Comparado con 10 N - 2019 | | | |
|---|-------|-------|---------------------------|---|----|-------|
| Candidaturas | Votos | % | Candidaturas | Votos | % | |
|  PP | 50 | 40,65 | + 7 |  PP | 35 | 33,65 |
|  PSOE | 46 | 37,39 | + 3,74 |  PSOE | 35 | 33,65 |
|  VOX | 15 | 12,19 | -3,19 |  VOX | 16 | 15,38 |
|  SUMAR | 8 | 6,50 | | | | |
|  3e | 1 | 0,81 | | | | |
|  FO | 0 | 0 | | | | |
|  PCTE | 0 | 0 | 0 |  PCTE | 0 | 0 |
|  RECORTES CERO | 0 | 0 | | | | |
|  PACMA | 0 | 0 | 0 |  PACMA | 0 | 0 |
|  ESCAÑOS EN BLANCO | 0 | 0 | 0 | | 0 | 0 |
|  EB | | | |  EB | | |
|  PUM+J | 0 | 0 | -0,96 |  PUM+J | 1 | 0,96 |



















| 2023 | Comparado con 10 N - 2019 | | | |
|---------------|---------------------------|---------------|-------|--------|
| | Votos | % | Votos | % |
| Participación | 37 | 75,51 + 3,51% | 36 | 72,00 |
| Abstención | 12 | 24,48 -3,52% | 14 | 28,00 |
| Votos válidos | 37 | 100 + 2,78% | 35 | 97,22 |
| A candidatura | 35 | 94,59 -5,41% | 35 | 100,00 |
| En blanco | 2 | 5,40 + 5,40% | 0 | 0,00 |
| Votos nulos | 0 | 0 -2,77% | 1 | 2,77 |

| 2023 | Comparado con 10 N - 2019 | | | | | |
|---|---------------------------|-------|---------|---|-------|-------|
| Candidaturas | Votos | % | | Candidaturas | Votos | % |
|  PP | 21 | 56,75 | + 22,47 |  PP | 12 | 34,28 |
|  PSOE | 7 | 18,91 | -32,51 |  PSOE | 18 | 51,42 |
|  VOX | 5 | 13,51 | + 7,80 |  VOX | 2 | 5,71 |
|  SUMAR | 2 | 5,40 | | | | |
|  FO | 0 | 0 | | | | |
|  3e | 0 | 0 | | | | |
|  PCTE | 0 | 0 | -2,85 |  PCTE | 1 | 2,85 |
|  RECORTES CERO | 0 | 0 | | | | |
|  PACMA | 0 | 0 | 0 |  PACMA | 0 | 0 |
|  ESCAÑOS EN BLANCO | 0 | 0 | 0 |  EB | 0 | 0 |
|  PUM+J | 0 | 0 | 0 |  PUM+J | 0 | 0 |










| 2023 | Comparado con 10 N - 2019 | | | |
|---------------|---------------------------|---------------|-------|-------|
| | Votos | % | Votos | % |
| Participación | 260 | 80 + 6,20% | 248 | 73,80 |
| Abstención | 65 | 20 - 6,19% | 88 | 26,19 |
| Votos válidos | 254 | 97,69 + 0,11% | 242 | 97,58 |
| A candidatura | 254 | 100 + 1,24% | 239 | 98,76 |
| En blanco | 0 | 0 - 1,23% | 3 | 1,23 |
| Votos nulos | 6 | 2,30 - 0,11% | 6 | 2,41 |

| 2023 | Comparado con 10 N - 2019 | | | | | |
|---|---------------------------|-------|---------|---|-------|-------|
| | Candidaturas | Votos | % | Candidaturas | Votos | % |
|  PSOE | 102 | 40,15 | + 2,14 |  PSOE | 92 | 38,01 |
|  PP | 95 | 37,40 | + 10,13 |  PP | 66 | 27,27 |
|  VOX | 44 | 17,32 | - 0,44 |  VOX | 43 | 17,76 |
|  SUMAR | 12 | 4,72 | | | | |
|  FO | 1 | 0,39 | | | | |
|  3e | 0 | 0 | | | | |
|  PCTE | 0 | 0 | - 0,41 |  PCTE | 1 | 0,41 |
|  RECORTES CERO | 0 | 0 | | | | |
|  PACMA | 0 | 0 | - 0,41 |  PACMA | 1 | 0,41 |
|  ESCAÑOS EN BLANCO | 0 | 0 | 0 |  EB | 0 | 0 |
|  PUM+J | 0 | 0 | 0 |  PUM+J | 0 | 0 |



















| 2023 | Comparado con 10 N - 2019 | | | |
|---------------|---------------------------|---------------|-------|--------|
| | Votos | % | Votos | % |
| Participación | 138 | 95,17 + 8,37% | 125 | 86,80 |
| Abstención | 7 | 4,82 - 8,37% | 19 | 13,19 |
| Votos válidos | 135 | 97,82 - 1,38% | 124 | 99,20 |
| A candidatura | 135 | 100 0% | 124 | 100,00 |
| En blanco | 0 | 0 0% | 0 | 0,00 |
| Votos nulos | 3 | 2,17 + 1,37% | 1 | 0,80 |

| 2023 | Comparado con 10 N - 2019 | | | | | |
|---|---------------------------|-------|---------|---|-------|-------|
| Candidaturas | Votos | % | | Candidaturas | Votos | % |
|  PP | 91 | 67,40 | + 10,15 |  PP | 71 | 57,25 |
|  PSOE | 18 | 13,33 | - 1,18 |  PSOE | 18 | 14,51 |
|  VOX | 17 | 12,59 | - 3,53 |  VOX | 20 | 16,12 |
|  SUMAR | 9 | 6,66 | | | | |
|  FO | 0 | 0 | | | | |
|  3e | 0 | 0 | | | | |
|  PCTE | 0 | 0 | 0 |  PCTE | 0 | 0 |
|  RECORTES CERO | 0 | 0 | | | | |
|  PACMA | 0 | 0 | 0 |  PACMA | 0 | 0 |
|  ESCAÑOS EN BLANCO | 0 | 0 | 0 |  EB | 0 | 0 |
|  PUM+J | 0 | 0 | 0 |  PUM+J | 0 | 0 |



















| 2023 | | | Comparado con 10 N - 2019 | |
|---------------|-------|---------------|---------------------------|-------|
| | Votos | % | Votos | % |
| Participación | 40 | 72,72 + 4,72% | 34 | 68,00 |
| Abstención | 15 | 27,27 - 4,73% | 16 | 32,00 |
| Votos válidos | 40 | 100 + 2,95% | 33 | 97,05 |
| A candidatura | 40 | 100 + 3,04% | 32 | 96,96 |
| En blanco | 0 | 0 - 3,03% | 1 | 3,03 |
| Votos nulos | 0 | 0 - 2,94% | 1 | 2,94 |

| 2023 | | | | | Comparado con 10 N - 2019 | | |
|---|-------|------|---------|---|---------------------------|-------|--|
| Candidaturas | Votos | % | | Candidaturas | Votos | % | |
|  PP | 24 | 60 | -3,63 |  PP | 21 | 63,63 | |
|  PSOE | 12 | 30 | + 11,82 |  PSOE | 6 | 18,18 | |
|  VOX | 2 | 5 | -1,06 |  VOX | 2 | 6,06 | |
|  SUMAR | 1 | 2,50 | | | | | |
| ESCAÑOS  EN BLANCO | 1 | 2,50 | + 2,50 |  EB | 0 | 0 | |
|  FO | 0 | 0 | | | | | |
|  3e | 0 | 0 | | | | | |
|  PCTE | 0 | 0 | 0 |  PCTE | 0 | 0 | |
|  RECORTES CERO | 0 | 0 | | | | | |
|  PACMA | 0 | 0 | 0 |  PACMA | 0 | 0 | |
|  PUM+J | 0 | 0 | 0 |  PUM+J | 0 | 0 | |














| 2023 | Comparado con 10 N - 2019 | | | |
|---------------|---------------------------|---------------|-------|-------|
| | Votos | % | Votos | % |
| Participación | 4.338 | 71,23 + 3,95% | 3.757 | 67,28 |
| Abstención | 1.752 | 28,76 -3,95% | 1.827 | 32,71 |
| Votos válidos | 4.272 | 98,47 + 0,10% | 3.696 | 98,37 |
| A candidatura | 4.241 | 99,27 + 0,22% | 3.661 | 99,05 |
| En blanco | 31 | 0,72 -0,22% | 35 | 0,94 |
| Votos nulos | 66 | 1,52 -0,10% | 61 | 1,62 |

| 2023 | Comparado con 10 N - 2019 | | | | | |
|---|---------------------------|-------|---------|---|-------|-------|
| Candidaturas | Votos | % | | Candidaturas | Votos | % |
|  PP | 1.760 | 41,19 | + 14,25 |  PP | 996 | 26,94 |
|  PSOE | 1.360 | 31,83 | + 0,18 |  PSOE | 1.170 | 31,65 |
|  VOX | 626 | 14,65 | -1,42 |  VOX | 594 | 16,07 |
|  SUMAR | 414 | 9,69 | | | | |
|  PACMA | 22 | 0,51 | -0,76 |  PACMA | 47 | 1,27 |
|  FO | 15 | 0,35 | | | | |
|  PCTE | 14 | 0,32 | + 0,22 |  PCTE | 4 | 0,10 |
| ESCAÑOS  EN BLANCO | 12 | 0,28 | + 0,15 |  EB | 5 | 0,13 |
|  3e | 9 | 0,21 | | | | |
|  PUM+J | 7 | 0,16 | -0,02 |  PUM+J | 7 | 0,18 |
|  RECORTES CERO | 2 | 0,04 | | | | |



















| 2023 | Comparado con 10 N - 2019 | | | |
|---------------|---------------------------|---------------|-------|--------|
| | Votos | % | Votos | % |
| Participación | 50 | 78,12 + 0,85% | 51 | 77,27 |
| Abstención | 14 | 21,87 - 0,85% | 15 | 22,72 |
| Votos válidos | 50 | 100 + 1,97% | 50 | 98,03 |
| A candidatura | 48 | 96 - 4% | 50 | 100,00 |
| En blanco | 2 | 4 + 4% | 0 | 0,00 |
| Votos nulos | 0 | 0 - 1,96% | 1 | 1,96 |

| 2023 | | | Comparado con 10 N - 2019 | | |
|---|-------|---------|---|-------|----|
| Candidaturas | Votos | % | Candidaturas | Votos | % |
|  PP | 28 | 56 + 12 |  PP | 22 | 44 |
|  PSOE | 14 | 28 - 16 |  PSOE | 22 | 44 |
|  VOX | 4 | 8 0 |  VOX | 4 | 8 |
|  SUMAR | 2 | 4 | | | |
|  FO | 0 | 0 | | | |
|  3e | 0 | 0 | | | |
|  PCTE | 0 | 0 0 |  PCTE | 0 | 0 |
|  RECORTES CERO | 0 | 0 | | | |
|  PACMA | 0 | 0 0 |  PACMA | 0 | 0 |
|  ESCAÑOS EN BLANCO | 0 | 0 0 |  EB | 0 | 0 |
|  PUM+J | 0 | 0 0 |  PUM+J | 0 | 0 |



















| 2023 | Comparado con 10 N - 2019 | | | |
|---------------|---------------------------|----------------|-------|-------|
| | Votos | % | Votos | % |
| Participación | 129 | 93,47 + 23,15% | 109 | 70,32 |
| Abstención | 9 | 6,52 -23,15% | 46 | 29,67 |
| Votos válidos | 126 | 97,67 -0,49% | 107 | 98,16 |
| A candidatura | 125 | 99,20 + 1,07% | 105 | 98,13 |
| En blanco | 1 | 0,79 -1,07% | 2 | 1,86 |
| Votos nulos | 3 | 2,32 + 0,49% | 2 | 1,83 |

| 2023 | Comparado con 10 N - 2019 | | | | | |
|---|---------------------------|-------|--------|---|-------|-------|
| Candidaturas | Votos | % | | Candidaturas | Votos | % |
|  PP | 75 | 59,52 | + 4,38 |  PP | 59 | 55,14 |
|  PSOE | 34 | 26,98 | + 5,49 |  PSOE | 23 | 21,49 |
|  SUMAR | 10 | 7,93 | | | | |
|  VOX | 6 | 4,76 | -3,65 |  VOX | 9 | 8,41 |
|  FO | 0 | 0 | | | | |
|  3e | 0 | 0 | | | | |
|  PCTE | 0 | 0 | 0 |  PCTE | 0 | 0 |
|  RECORTES CERO | 0 | 0 | | | | |
|  PACMA | 0 | 0 | 0 |  PACMA | 0 | 0 |
|  ESCAÑOS EN BLANCO | 0 | 0 | 0 |  EB | 0 | 0 |
|  PUM+J | 0 | 0 | 0 |  PUM+J | 0 | 0 |


















| 2023 | Comparado con 10 N - 2019 | | | |
|---------------|---------------------------|----------------|-------|--------|
| | Votos | % | Votos | % |
| Participación | 21 | 80,76 + 16,76% | 16 | 64,00 |
| Abstención | 5 | 19,23 -16,77% | 9 | 36,00 |
| Votos válidos | 21 | 100 + 6,25% | 15 | 93,75 |
| A candidatura | 20 | 95,23 -4,77% | 15 | 100,00 |
| En blanco | 1 | 4,76 + 4,76% | 0 | 0,00 |
| Votos nulos | 0 | 0 -6,25% | 1 | 6,25 |

| 2023 | Comparado con 10 N - 2019 | | | | | |
|---|---------------------------|-------|--------|---|-------|-------|
| Candidaturas | Votos | % | | Candidaturas | Votos | % |
|  PSOE | 13 | 61,90 | + 1,90 |  PSOE | 9 | 60 |
|  PP | 4 | 19,04 | + 5,71 |  PP | 2 | 13,33 |
|  SUMAR | 2 | 9,52 | | | | |
|  PACMA | 1 | 4,76 | + 4,76 |  PACMA | 0 | 0 |
|  FO | 0 | 0 | | | | |
|  3e | 0 | 0 | | | | |
|  PCTE | 0 | 0 | 0 |  PCTE | 0 | 0 |
|  RECORTES CERO | 0 | 0 | | | | |
|  ESCAÑOS EN BLANCO | 0 | 0 | 0 |  EB | 0 | 0 |
|  VOX | 0 | 0 | -6,66 |  VOX | 1 | 6,66 |
|  PUM+J | 0 | 0 | 0 |  PUM+J | 0 | 0 |














| 2023 | Comparado con 10 N - 2019 | | | |
|---------------|---------------------------|---------------|-------|--------|
| | Votos | % | Votos | % |
| Participación | 7 | 100 0% | 8 | 100,00 |
| Abstención | 0 | 0 0% | 0 | 0,00 |
| Votos válidos | 7 | 100 0% | 8 | 100,00 |
| A candidatura | 4 | 57,14 -30,36% | 7 | 87,50 |
| En blanco | 3 | 42,85 +30,35% | 1 | 12,50 |
| Votos nulos | 0 | 0 0% | 0 | 0,00 |

| 2023 | Comparado con 10 N - 2019 | | | | | |
|---|---------------------------|-------|-------|---|-------|-------|
| Candidaturas | Votos | % | | Candidaturas | Votos | % |
|  PP | 4 | 57,14 | -5,36 |  PP | 5 | 62,50 |
|  FO | 0 | 0 | | | | |
|  3e | 0 | 0 | | | | |
|  PSOE | 0 | 0 | -25 |  PSOE | 2 | 25 |
|  PCTE | 0 | 0 | 0 |  PCTE | 0 | 0 |
|  SUMAR | 0 | 0 | | | | |
|  RECORTES CERO | 0 | 0 | | | | |
|  PACMA | 0 | 0 | 0 |  PACMA | 0 | 0 |
|  ESCAÑOS EN BLANCO | 0 | 0 | 0 |  EB | 0 | 0 |
|  VOX | 0 | 0 | 0 |  VOX | 0 | 0 |
|  PUM+J | 0 | 0 | 0 |  PUM+J | 0 | 0 |



















| 2023 | Comparado con 10 N - 2019 | | | |
|---------------|---------------------------|---------------|-------|-------|
| | Votos | % | Votos | % |
| Participación | 95 | 77,86 + 3,24% | 100 | 74,62 |
| Abstención | 27 | 22,13 -3,24% | 34 | 25,37 |
| Votos válidos | 93 | 97,89 -1,11% | 99 | 99,00 |
| A candidatura | 92 | 98,92 + 1,96% | 96 | 96,96 |
| En blanco | 1 | 1,07 -1,96% | 3 | 3,03 |
| Votos nulos | 2 | 2,10 + 1,10% | 1 | 1,00 |

| 2023 | Comparado con 10 N - 2019 | | | | | |
|---|---------------------------|-------|---------|---|-------|-------|
| Candidaturas | Votos | % | | Candidaturas | Votos | % |
|  PP | 56 | 60,21 | + 13,75 |  PP | 46 | 46,46 |
|  PSOE | 18 | 19,35 | -7,92 |  PSOE | 27 | 27,27 |
|  SUMAR | 11 | 11,82 | | | | |
|  VOX | 7 | 7,52 | -0,56 |  VOX | 8 | 8,08 |
|  FO | 0 | 0 | | | | |
|  3e | 0 | 0 | | | | |
|  PCTE | 0 | 0 | 0 |  PCTE | 0 | 0 |
|  RECORTES CERO | 0 | 0 | | | | |
|  PACMA | 0 | 0 | 0 |  PACMA | 0 | 0 |
|  ESCAÑOS EN BLANCO | 0 | 0 | 0 |  EB | 0 | 0 |
|  PUM+J | 0 | 0 | 0 |  PUM+J | 0 | 0 |



















| 2023 | Comparado con 10 N - 2019 | | | |
|---------------|---------------------------|---------------|-------|-------|
| | Votos | % | Votos | % |
| Participación | 37 | 92,50 + 7,40% | 40 | 85,10 |
| Abstención | 3 | 7,50 - 7,39% | 7 | 14,89 |
| Votos válidos | 37 | 100 + 5% | 38 | 95,00 |
| A candidatura | 37 | 100 + 2,64% | 37 | 97,36 |
| En blanco | 0 | 0 - 2,63% | 1 | 2,63 |
| Votos nulos | 0 | 0 - 5% | 2 | 5,00 |

| 2023 | | | Comparado con 10 N - 2019 | | | |
|---|-------|-------|---------------------------|---|----|-------|
| Candidaturas | Votos | % | Candidaturas | Votos | % | |
|  PP | 20 | 54,05 | + 11,95 |  PP | 16 | 42,10 |
|  PSOE | 11 | 29,72 | - 1,85 |  PSOE | 12 | 31,57 |
|  VOX | 6 | 16,21 | + 0,43 |  VOX | 6 | 15,78 |
|  FO | 0 | 0 | | | | |
|  3e | 0 | 0 | | | | |
|  PCTE | 0 | 0 | 0 |  PCTE | 0 | 0 |
|  SUMAR | 0 | 0 | | | | |
|  RECORTES CERO | 0 | 0 | | | | |
|  PACMA | 0 | 0 | 0 |  PACMA | 0 | 0 |
|  ESCAÑOS EN BLANCO | 0 | 0 | 0 |  EB | 0 | 0 |
|  PUM+J | 0 | 0 | 0 |  PUM+J | 0 | 0 |



| 2023 | Comparado con 10 N - 2019 | | | |
|---------------|---------------------------|----------------|-------|--------|
| | Votos | % | Votos | % |
| Participación | 66 | 95,65 + 18,87% | 43 | 76,78 |
| Abstención | 3 | 4,34 -18,87% | 13 | 23,21 |
| Votos válidos | 62 | 93,93 -6,07% | 43 | 100,00 |
| A candidatura | 62 | 100 0% | 43 | 100,00 |
| En blanco | 0 | 0 0% | 0 | 0,00 |
| Votos nulos | 4 | 6,06 + 6,06% | 0 | 0,00 |

| 2023 | Comparado con 10 N - 2019 | | | | | |
|---|---------------------------|-------|---------|---|-------|-------|
| Candidaturas | Votos | % | | Candidaturas | Votos | % |
|  PP | 41 | 66,12 | + 14,96 |  PP | 22 | 51,16 |
|  PSOE | 12 | 19,35 | + 7,73 |  PSOE | 5 | 11,62 |
|  VOX | 8 | 12,90 | -1,05 |  VOX | 6 | 13,95 |
|  FO | 1 | 1,61 | | | | |
|  3e | 0 | 0 | | | | |
|  PCTE | 0 | 0 | 0 |  PCTE | 0 | 0 |
|  SUMAR | 0 | 0 | | | | |
|  RECORTES CERO | 0 | 0 | | | | |
|  PACMA | 0 | 0 | 0 |  PACMA | 0 | 0 |
|  ESCAÑOS EN BLANCO | 0 | 0 | 0 |  EB | 0 | 0 |
|  PUM+J | 0 | 0 | 0 |  PUM+J | 0 | 0 |















| 2023 | Comparado con 10 N - 2019 | | | |
|---------------|---------------------------|---------------|-------|-------|
| | Votos | % | Votos | % |
| Participación | 239 | 78,87 + 2,73% | 233 | 76,14 |
| Abstención | 64 | 21,12 - 2,73% | 73 | 23,85 |
| Votos válidos | 233 | 97,48 - 0,80% | 229 | 98,28 |
| A candidatura | 232 | 99,57 + 0,45% | 227 | 99,12 |
| En blanco | 1 | 0,42 - 0,45% | 2 | 0,87 |
| Votos nulos | 6 | 2,51 + 0,80% | 4 | 1,71 |

| 2023 | Comparado con 10 N - 2019 | | | | | |
|---|---------------------------|-------|--------|---|-------|-------|
| Candidaturas | Votos | % | | Candidaturas | Votos | % |
|  PP | 132 | 56,65 | + 7,31 |  PP | 113 | 49,34 |
|  PSOE | 74 | 31,75 | -1 |  PSOE | 75 | 32,75 |
|  VOX | 18 | 7,72 | -1,45 |  VOX | 21 | 9,17 |
|  SUMAR | 7 | 3 | | | | |
|  FO | 1 | 0,42 | | | | |
|  3e | 0 | 0 | | | | |
|  PCTE | 0 | 0 | 0 |  PCTE | 0 | 0 |
|  RECORTES CERO | 0 | 0 | | | | |
|  PACMA | 0 | 0 | -0,43 |  PACMA | 1 | 0,43 |
|  ESCAÑOS EN BLANCO | 0 | 0 | 0 |  EB | 0 | 0 |
|  PUM+J | 0 | 0 | 0 |  PUM+J | 0 | 0 |



















| 2023 | Comparado con 10 N - 2019 | | | | |
|---------------|---------------------------|-------|--------|-------|--------|
| | Votos | % | | Votos | % |
| Participación | 58 | 77,33 | -0,44% | 56 | 77,77 |
| Abstención | 17 | 22,66 | +0,44% | 16 | 22,22 |
| Votos válidos | 58 | 100 | 0% | 56 | 100,00 |
| A candidatura | 57 | 98,27 | +0,06% | 55 | 98,21 |
| En blanco | 1 | 1,72 | -0,06% | 1 | 1,78 |
| Votos nulos | 0 | 0 | 0% | 0 | 0,00 |

| 2023 | Comparado con 10 N - 2019 | | | | | |
|---|---------------------------|-------|-------|---|-------|-------|
| Candidaturas | Votos | % | | Candidaturas | Votos | % |
|  PSOE | 24 | 41,37 | -6,84 |  PSOE | 27 | 48,21 |
|  PP | 22 | 37,93 | +0,43 |  PP | 21 | 37,50 |
|  SUMAR | 6 | 10,34 | | | | |
|  VOX | 4 | 6,89 | -0,25 |  VOX | 4 | 7,14 |
|  RECORTES CERO | 1 | 1,72 | | | | |
|  FO | 0 | 0 | | | | |
|  3e | 0 | 0 | | | | |
|  PCTE | 0 | 0 | 0 |  PCTE | 0 | 0 |
|  PACMA | 0 | 0 | 0 |  PACMA | 0 | 0 |
|  ESCAÑOS EN BLANCO | 0 | 0 | 0 |  EB | 0 | 0 |
|  PUM+J | 0 | 0 | -1,78 |  PUM+J | 1 | 1,78 |



















| 2023 | Comparado con 10 N - 2019 | | | |
|---------------|---------------------------|----------------|-------|--------|
| | Votos | % | Votos | % |
| Participación | 36 | 85,71 + 16,48% | 27 | 69,23 |
| Abstención | 6 | 14,28 -16,48% | 12 | 30,76 |
| Votos válidos | 36 | 100 0% | 27 | 100,00 |
| A candidatura | 36 | 100 0% | 27 | 100,00 |
| En blanco | 0 | 0 0% | 0 | 0,00 |
| Votos nulos | 0 | 0 0% | 0 | 0,00 |

| 2023 | | | Comparado con 10 N - 2019 | | | |
|---|-------|-------|---------------------------|---|----|-------|
| Candidaturas | Votos | % | Candidaturas | Votos | % | |
|  PSOE | 18 | 50 | -5,55 |  PSOE | 15 | 55,55 |
|  PP | 16 | 44,44 | + 22,22 |  PP | 6 | 22,22 |
|  VOX | 2 | 5,55 | -5,56 |  VOX | 3 | 11,11 |
|  FO | 0 | 0 | | | | |
|  3e | 0 | 0 | | | | |
|  PCTE | 0 | 0 | 0 |  PCTE | 0 | 0 |
|  SUMAR | 0 | 0 | | | | |
|  RECORTES CERO | 0 | 0 | | | | |
|  PACMA | 0 | 0 | 0 |  PACMA | 0 | 0 |
|  ESCAÑOS EN BLANCO | 0 | 0 | 0 |  EB | 0 | 0 |
|  PUM+J | 0 | 0 | 0 |  PUM+J | 0 | 0 |



















| 2023 | Comparado con 10 N - 2019 | | | | |
|---------------|---------------------------|-------|---------|-------|-------|
| | Votos | % | | Votos | % |
| Participación | 158 | 76,69 | + 2,49% | 164 | 74,20 |
| Abstención | 48 | 23,30 | -2,49% | 57 | 25,79 |
| Votos válidos | 156 | 98,73 | -0,05% | 162 | 98,78 |
| A candidatura | 154 | 98,71 | + 1,18% | 158 | 97,53 |
| En blanco | 2 | 1,28 | -1,18% | 4 | 2,46 |
| Votos nulos | 2 | 1,26 | + 0,05% | 2 | 1,21 |

| 2023 | | | Comparado con 10 N - 2019 | | | |
|---|-------|-------|---------------------------|---|-------|-------|
| Candidaturas | Votos | % | | Candidaturas | Votos | % |
|  PP | 92 | 58,97 | + 15,15 |  PP | 71 | 43,82 |
|  PSOE | 32 | 20,51 | -4,79 |  PSOE | 41 | 25,30 |
|  VOX | 22 | 14,10 | -1,33 |  VOX | 25 | 15,43 |
|  SUMAR | 7 | 4,48 | | | | |
|  3e | 1 | 0,64 | | | | |
|  FO | 0 | 0 | | | | |
|  PCTE | 0 | 0 | 0 |  PCTE | 0 | 0 |
|  RECORTES CERO | 0 | 0 | | | | |
|  PACMA | 0 | 0 | -0,61 |  PACMA | 1 | 0,61 |
|  ESCAÑOS EN BLANCO | 0 | 0 | 0 |  EB | 0 | 0 |
|  PUM+J | 0 | 0 | 0 |  PUM+J | 0 | 0 |

| 2023 | Comparado con 10 N - 2019 | | | |
|---------------|---------------------------|-------------|-------|--------|
| | Votos | % | Votos | % |
| Participación | 14 | 100 + 6,67% | 14 | 93,33 |
| Abstención | 0 | 0 -6,66% | 1 | 6,66 |
| Votos válidos | 14 | 100 0% | 14 | 100,00 |
| A candidatura | 14 | 100 0% | 14 | 100,00 |
| En blanco | 0 | 0 0% | 0 | 0,00 |
| Votos nulos | 0 | 0 0% | 0 | 0,00 |

| 2023 | Comparado con 10 N - 2019 | | | | | |
|---|---------------------------|-------|---------|--|-------|-------|
| Candidaturas | Votos | % | | Candidaturas | Votos | % |
|  PP | 12 | 85,71 | + 14,29 |  PP | 10 | 71,42 |
|  PSOE | 2 | 14,28 | -14,29 |  PSOE | 4 | 28,57 |
|  FO | 0 | 0 | | | | |
|  3e | 0 | 0 | | | | |
|  PCTE | 0 | 0 | 0 |  PCTE | 0 | 0 |
|  SUMAR | 0 | 0 | | | | |
|  RECORTES CERO | 0 | 0 | | | | |
|  PACMA | 0 | 0 | 0 |  PACMA | 0 | 0 |
|  ESCAÑOS EN BLANCO | 0 | 0 | 0 |  EB | 0 | 0 |
|  VOX | 0 | 0 | 0 |  VOX | 0 | 0 |
|  PUM+J | 0 | 0 | 0 |  PUM+J | 0 | 0 |

| 2023 | Comparado con 10 N - 2019 | | | |
|---------------|---------------------------|---------------|-------|--------|
| | Votos | % | Votos | % |
| Participación | 49 | 75,38 + 2,66% | 48 | 72,72 |
| Abstención | 16 | 24,61 - 2,66% | 18 | 27,27 |
| Votos válidos | 49 | 100 0% | 48 | 100,00 |
| A candidatura | 49 | 100 0% | 48 | 100,00 |
| En blanco | 0 | 0 0% | 0 | 0,00 |
| Votos nulos | 0 | 0 0% | 0 | 0,00 |

| 2023 | | | Comparado con 10 N - 2019 | | |
|---|-------|---------------|--|-------|-------|
| Candidaturas | Votos | % | Candidaturas | Votos | % |
|  PP | 30 | 61,22 + 21,64 |  PP | 19 | 39,58 |
|  PSOE | 13 | 26,53 + 5,70 |  PSOE | 10 | 20,83 |
|  PACMA | 2 | 4,08 - 2,17 |  PACMA | 3 | 6,25 |
|  VOX | 2 | 4,08 - 4,25 |  VOX | 4 | 8,33 |
|  SUMAR | 1 | 2,04 | | | |
|  PUM+J | 1 | 2,04 + 2,04 |  PUM+J | 0 | 0 |
|  FO | 0 | 0 | | | |
|  3e | 0 | 0 | | | |
|  PCTE | 0 | 0 0 |  PCTE | 0 | 0 |
|  RECORTES CERO | 0 | 0 | | | |
|  ESCAÑOS EN BLANCO | 0 | 0 0 | | | |
| | | |  EB | 0 | 0 |